

STRÖER

Ströer SE & Co. KGaA Company Presentation

ODDO BHF Franco-German Media Forum, Frankfurt

December 13, 2017 | Dr. Bernd Metzner



Disclaimer

This presentation contains “forward looking statements” regarding Ströer SE & Co. KGaA (“Ströer”) or the Ströer Group, including opinions, estimates and projections regarding Ströer’s or the Ströer Group’s financial position, business strategy, plans and objectives of management and future operations.

Such forward looking statements involve known and unknown risks, uncertainties and other important factors that could cause the actual results, performance or achievements of Ströer or the Ströer Group to be materially different from future results, performance or achievements expressed or implied by such forward looking statements.

These forward looking statements speak only as of the date of this presentation release and are based on numerous assumptions which may or may not prove to be correct. No representation or warranty, express or implied, is made by Ströer with respect to the fairness, completeness, correctness, reasonableness or accuracy of any information and opinions contained herein.

The information in this presentation is subject to change without notice, it may be incomplete or condensed, and it may not contain all material information concerning Ströer or the Ströer Group. Ströer undertakes no obligation to publicly update or revise any forward looking statements or other information stated herein, whether as a result of new information, future events or otherwise.

AGENDA



01

Company Overview

02

Strategy

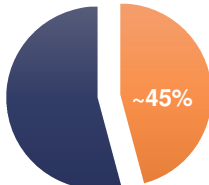
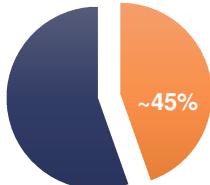
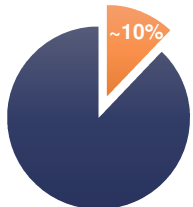
03

Key Financials

04

Guidance

Ströer at a Glance – Segment Reporting 2016

	Ströer Group	Digital	OoH Germany	OoH International	
in EURm					Recon.*
Revenue	1,123	515	501	136	-28
Operational EBITDA	285	148	137	21	-21
Op. EBITDA Margin	25%	29%	27%	16%	
Organic Growth	7.2%	9.0%	8.0%	1.0%	

* includes Holding, Consolidation and IFRS11 adjustments

Ströer at a Glance – Segment „Digital“



Display (Desktop & Mobile)

~45% of revenue *

- Monetisation of digital traffic (both mobile and desktop) via display advertising
- Strong German No.1 position with exclusive 3rd party inventory as well as own assets (~ 35-40%)
- To agencies, direct clients, SMBs



Video (Multiscreen)

~20% of revenue *

- Monetisation of video views across home/desktop, mobile and public screens
- Dedicated video specialists for own assets as well as sales house and product/tech development
- To agencies, direct clients, SMBs



Transactional

~35% of revenue *

- Monetisation of traffic of own assets via affiliate and performance marketing offers
- Dedicated subscription models & SMBs marketing services
- Own e-commerce models and integrated shopping concepts

* Based on FY2016

Ströer at a Glance – Segment „Out of Home Germany“

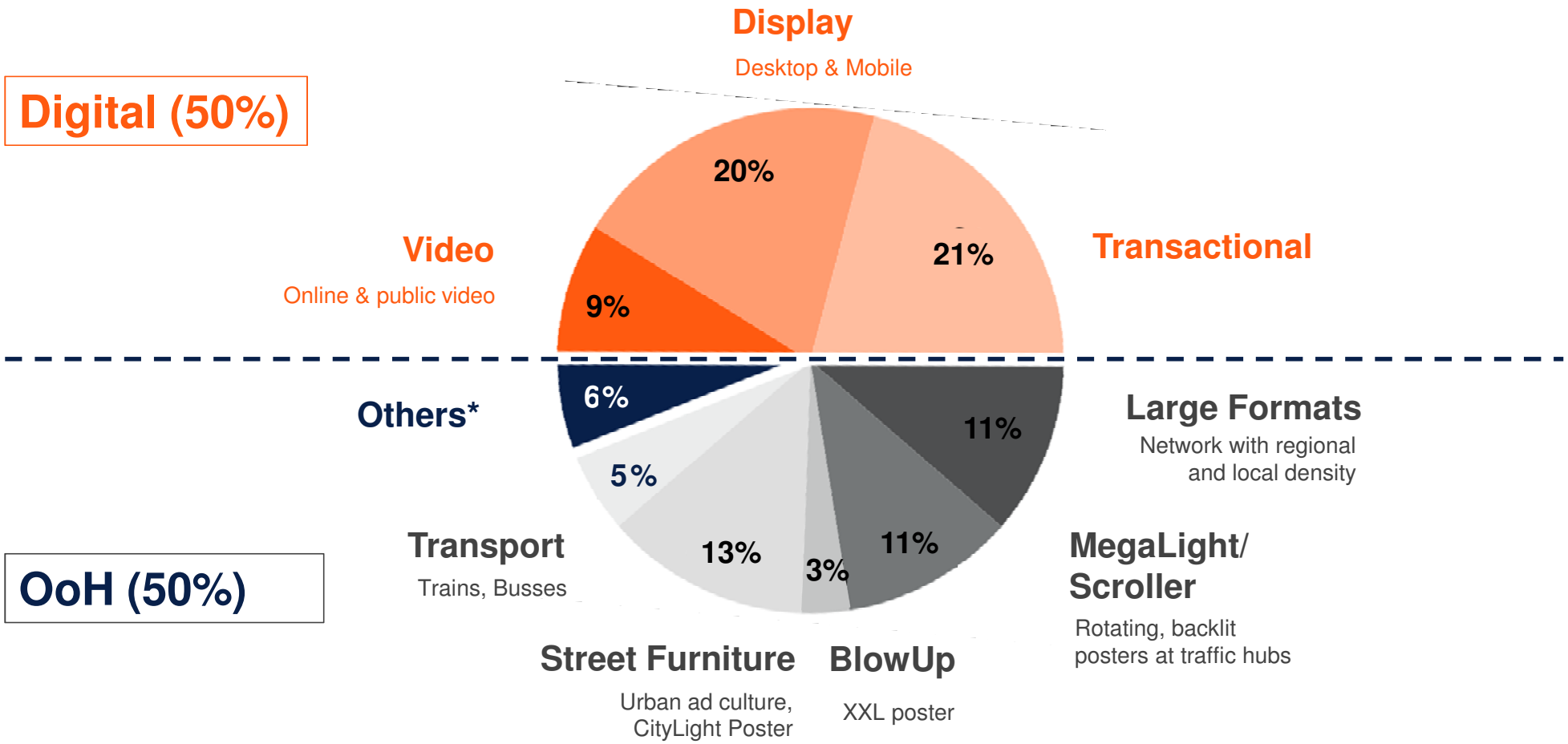
Out of Home: Location based Reach



- #1 OoH in Germany (52% market share)
- Europe's largest ad market
- Over 25,000 individual long-term contracts on private & public ground as well as long-term partnerships with Deutsche Bahn (Stations) and ECE (malls)
- Unique monetisation model via national, regional, local as well as programmatic sales units allow outperforming any competition
- Merging both data management platforms and adtech solutions from digital with (increasingly digital) Out-of-Home

Well diversified Product Portfolio 2017 – Focus on Premium Products

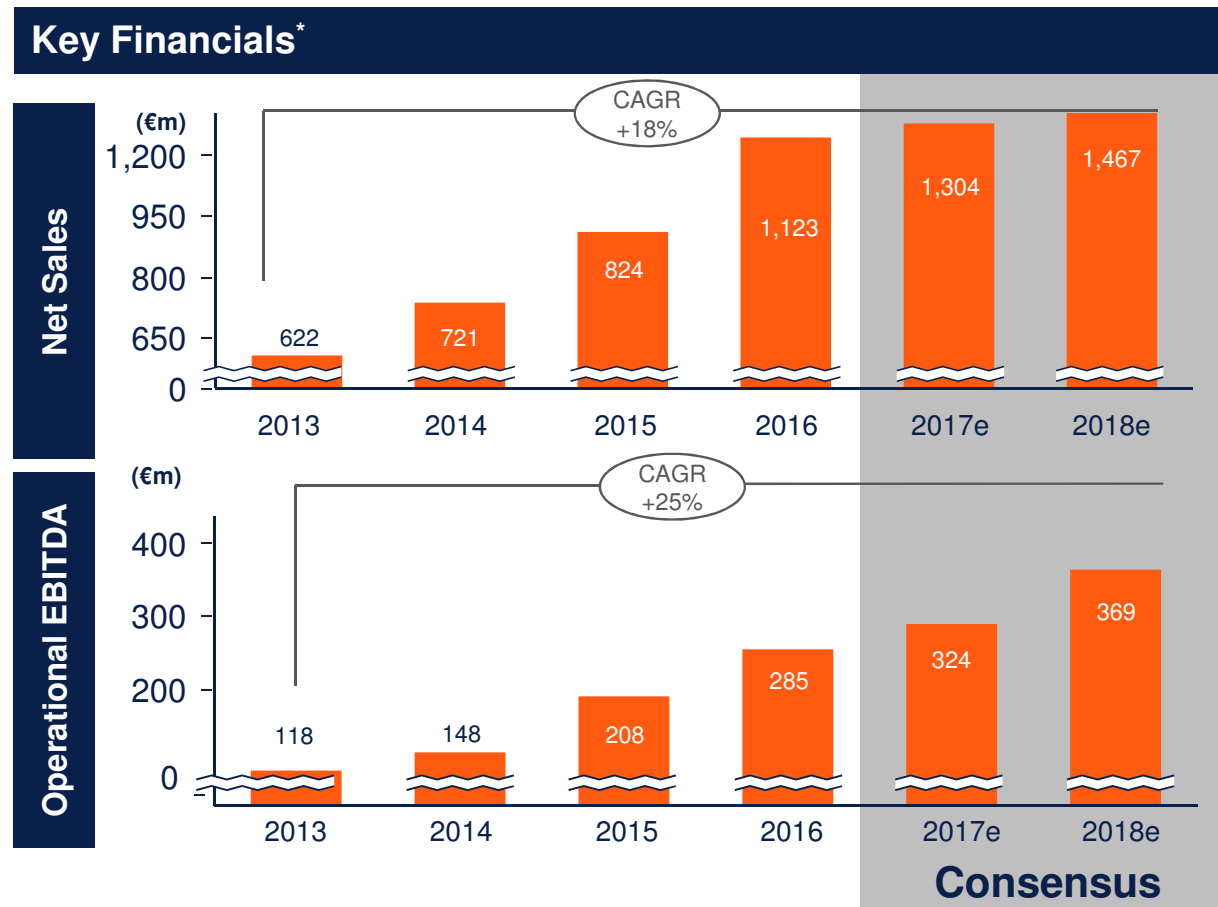
Digital (50%)



OoH (50%)

*Directional Media, Production, etc.
Source: Ströer Controlling based on H1/2017 revenues

Strong Growth Path Top and Bottom Line



* Financials for 2013-2016 actuals; 2017-2018 consensus

Comments

Ströer Group on a sustaining growth path:

- Revenue increase of 18% on average from 2013 to 2018
- Organic and acquired growth stemming from digital segment as well as robust development in German OOH business

Optimistic outlook for 2018

- Significant revenue increase driven by digital diversification and dynamic sales activities in regional/local OoH business
- Stable operational EBITDA margin due to investments in growth projects

Clear Strategic Focus: Investing in Our Core Capabilities

Do's

- 1 Accelerate digitization of location based reach inventory
- 2 Leverage growing local sales force
- 3 Strengthen dialog & performance marketing
- 4 Integrated & dovetailed product portfolio, no stand alone solutions

Don'ts

- 1 OoH international in competitive market
- 2 e-Commerce beyond our core business
- 3 Unsustainable arbitrage & pure intermediate models
- 4 Stand-alone or pure international adtech investments

AGENDA

01

Company Overview

02

Strategy

03

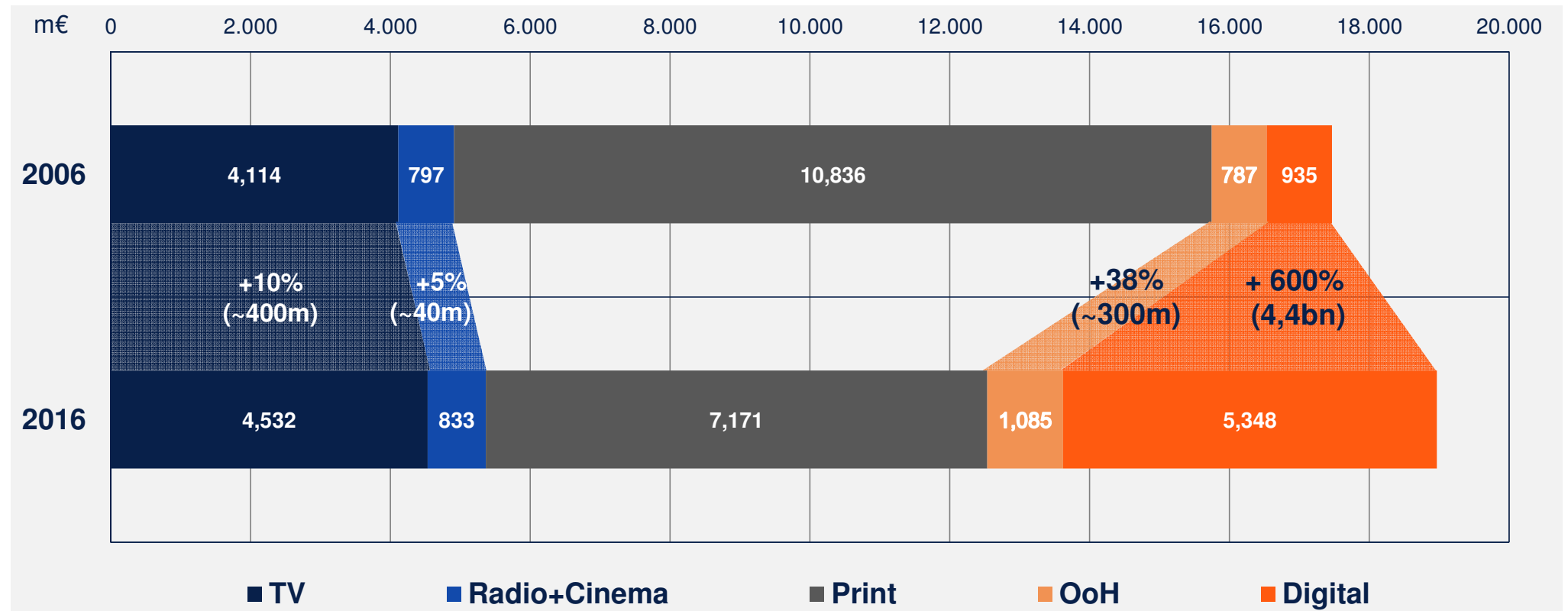
Key Financials

04

Guidance

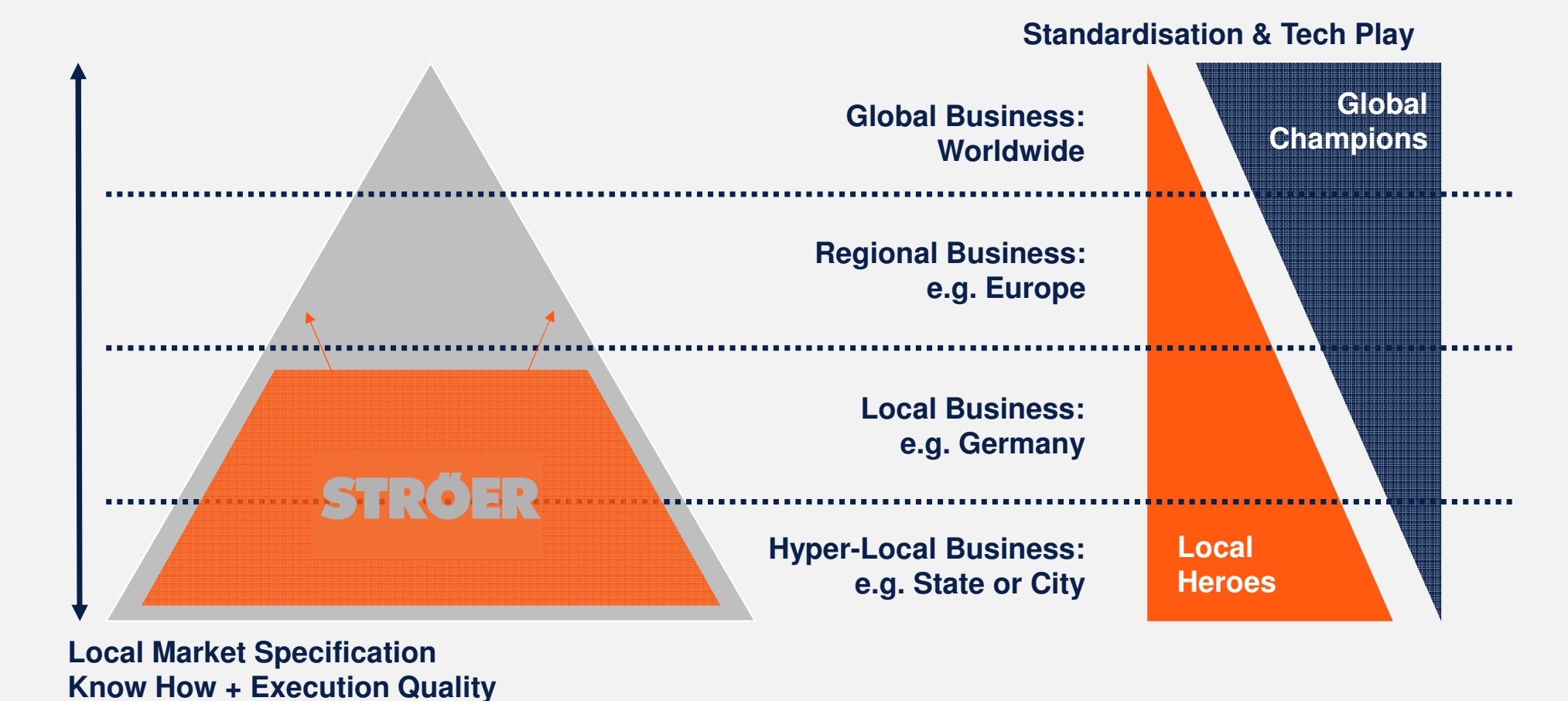
Tectonic Changes within the German Advertising Landscape

Net Revenues per ATL Medium in m€ - Basis: ZAW Annual Report (incl. projections for 2016)



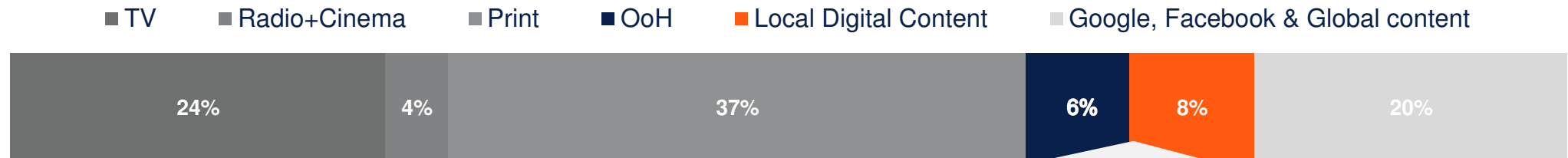
Sources: ZAW, BVDW/OVK, Statista/ZenithOptimedia, Schickler, PWC

Digitisation & Globalisation re-structuring the complete Media Market



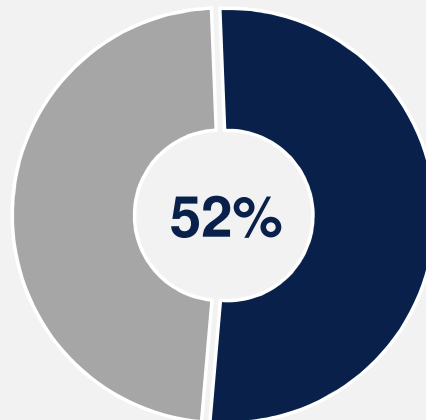
Successful Execution of our Strategy in Above the Line Media

Current Market Position of Ströer Group within the two Focus Areas



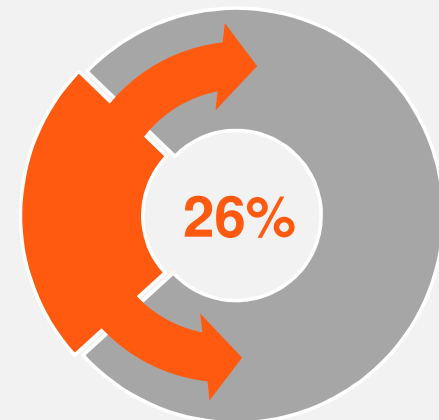
OoH: Ströer Market Share*

more than 90% national coverage: almost impossible to substitute in OoH plans



Local Digital Content: Ströer Market Share*

more than 80% audience coverage: massive potential for digital plan over-weight!



Sources: ZAW, BVDW/OVK, Statista/ZenithOptimedia, Schickler, PWC

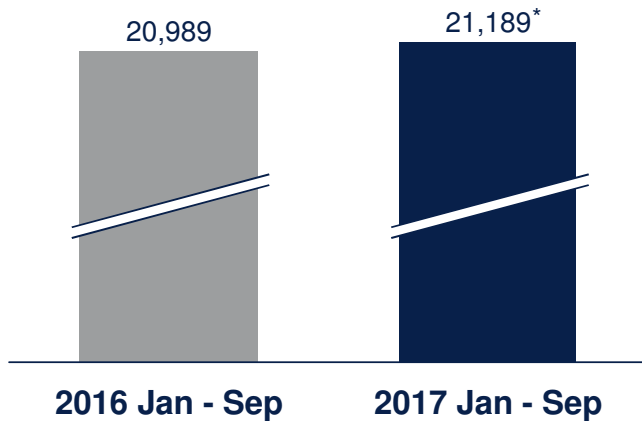
*Status Q2/2017

Ströer Outperforming OoH & Total Ad Market

Advertising market



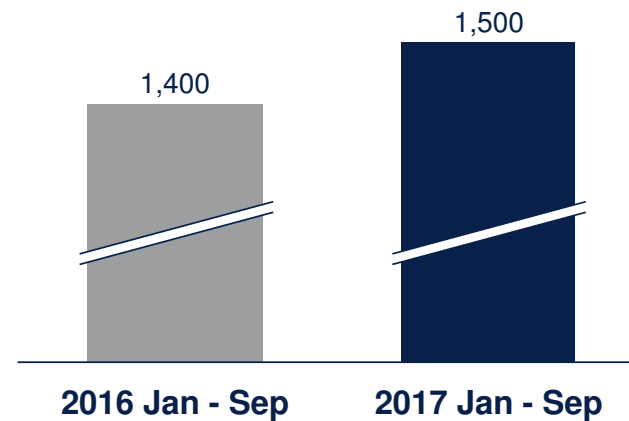
EURbn



OoH market**



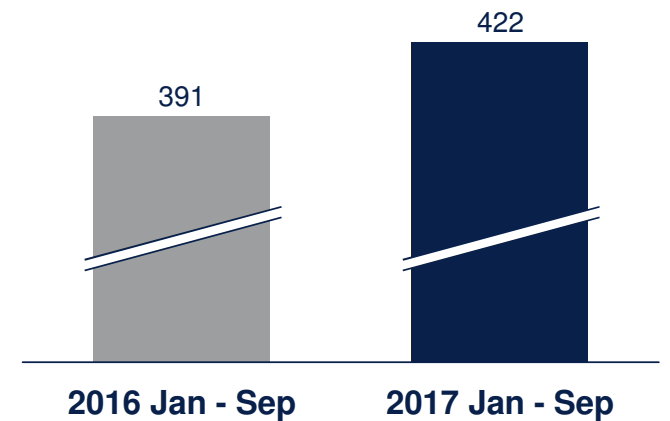
EURbn



Ströer location based reach (OoH)

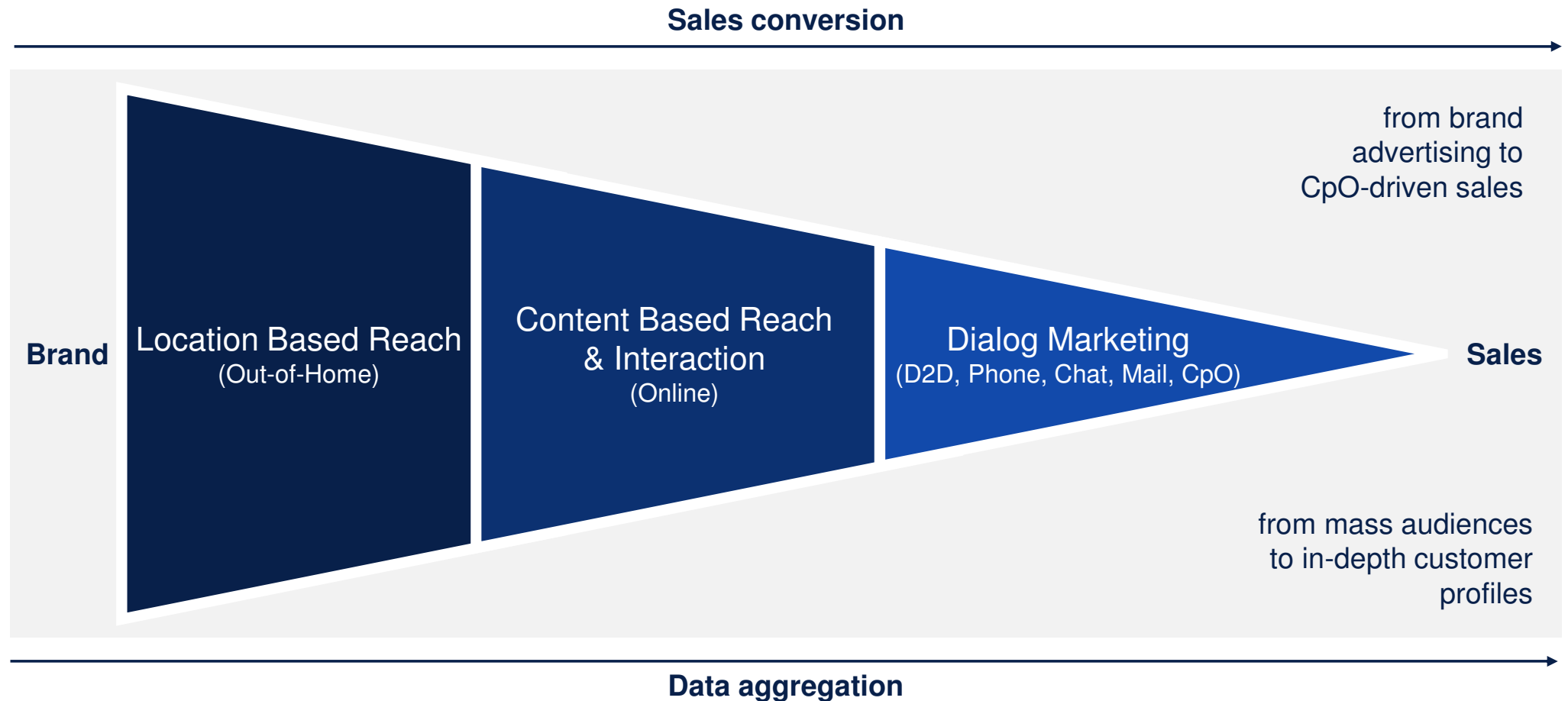


EURm

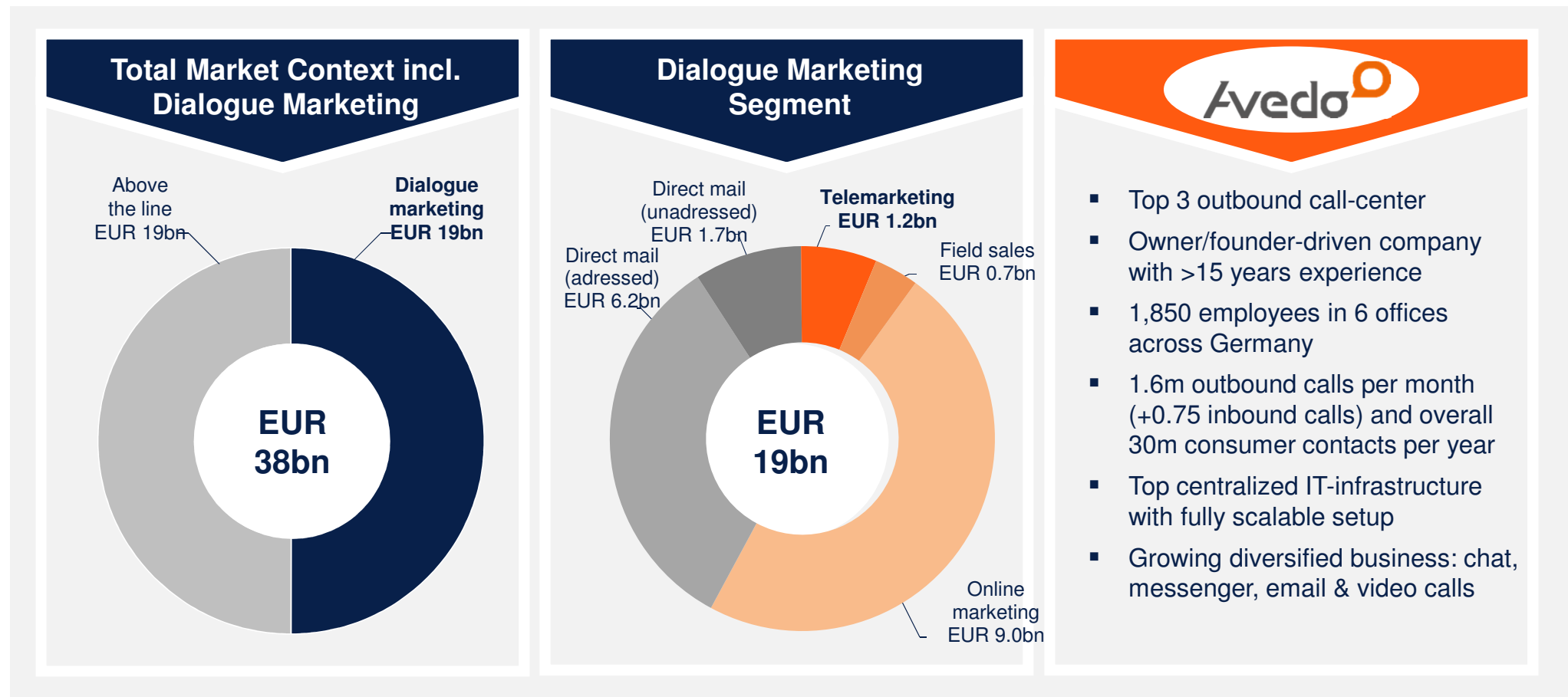


Source: Nielsen Media Research, *Forecast 2017; **OoH market: Billboard, At-Retail-Media, Transport Media and Ambient Media, PV

Complementing Integrated Brand-Performance-Sales Funnel



Acquisition of Avedo Opens Up new Strategic Business Segment



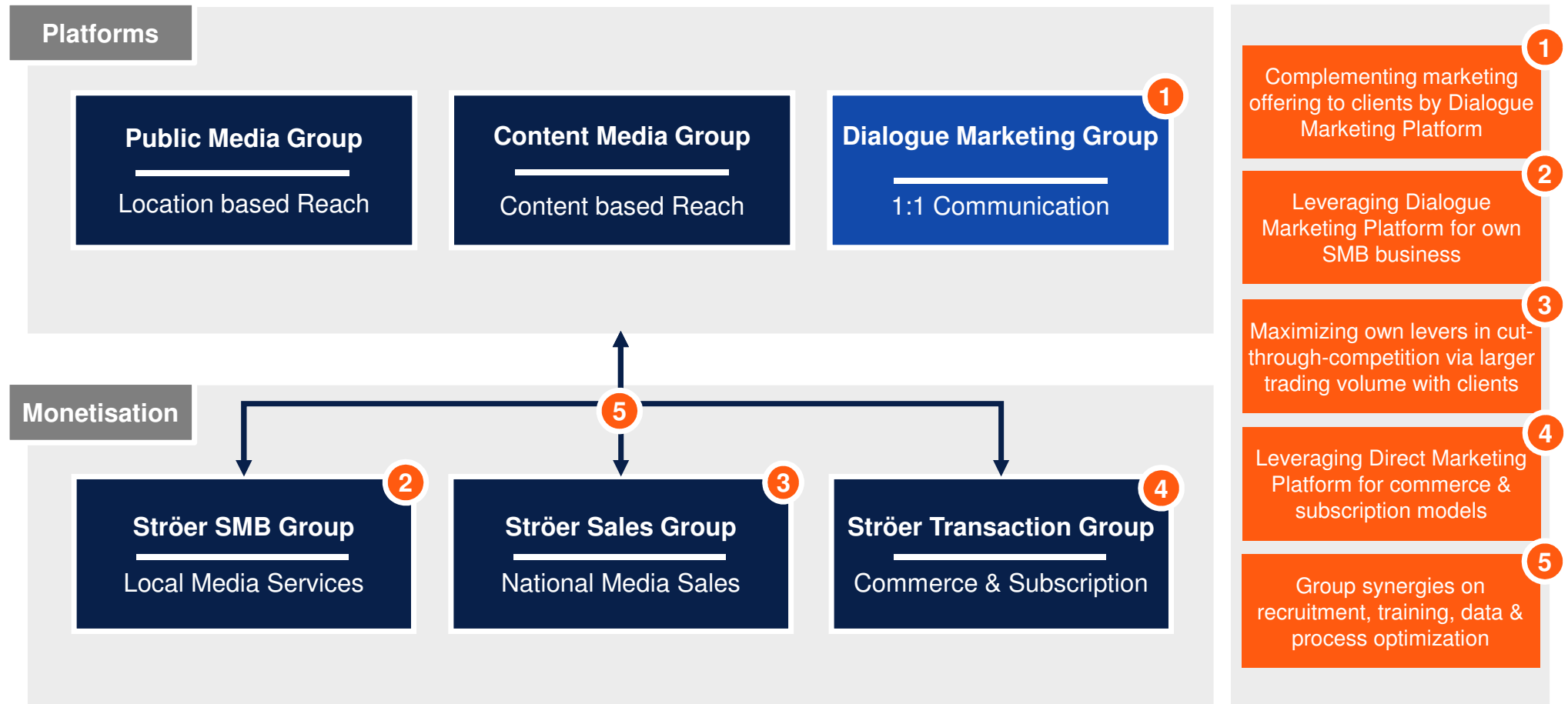
Sources: Total Market - ZAW, PWC, Statista; Dialogue Marketing – Deutsche Post Dialogmonitor, Genesys, Statista.

Robust & Sustainable Growth Drivers in all Key Segments

Location Based Reach (Out-of-Home)	Content Based Reach & Interaction (Online)	Dialog Marketing (D2D, Phone, Chat, Mail, CpO)
Key logics:		
<ol style="list-style-type: none"> 1. Slightly growing and robust portfolio market share with growing audience through urbanization and mobility 2. 53%* of revenues coming from local and regional business (vs. 47% national ad market) 3. Digitization is driving both inventory value, monetization potential and yield optimization 	<ol style="list-style-type: none"> 1. Meanwhile dominant market leader amongst German players and consolidation opportunities beyond 30%** market share 2. 49%*** of revenues coming from direct client relationships and direct programmatic sources 3. Strong & highly profitable own assets in combination with 344**** of the top 700 German websites 	<ol style="list-style-type: none"> 1. Growing clients' demand to manage & drive direct consumer contacts when GAFA is more and more controlling access channels 2. Market fragmentation and lack of professionalization & scale is offering strategic opportunities 3. Massive digitisation opportunities in combination with group synergies & 360° sales channels

* 9M/2017; ** Source OVK: 9M/2017; *** 9M/2017; **** Source AGOF: 9M/2017

Strong Synergy Potential with Ströer Multi-Channel Ecosystem



Ströer – Competitive Position of the three Platforms

Multichannel media sales house

Location based Reach

OoH Germany

- #1 OoH in Germany
- 52% market share
- 230,000 ad faces
- Europe's largest ad market

OoH International

- #1 OoH in Turkey
- #1 OoH in Poland
- #1 European giant poster network

Content based Reach

Digital – Display (mobile/desktop)

- #1 Online Saleshouse
- #1 Online Portal with T-Online

Digital – Video

- ~ 4,000 Video Screens
- ~ 40m Unique Users Reach pm

Digital – Transaction

- Subscription models (Statista,...)

Dialogue Marketing (since 2017)

Avedo Acquisition

- #3 outbound call center
- 1.6m outbound calls monthly
- 0.75m inbound calls monthly

Ranger Acquisition

- One of Europe's leading personalized customer services
- >1m direct customer contacts per month
- >12,000 phone contacts per day

AGENDA

01

Company Overview

02

Strategy

03

Key Financials

04

Guidance



Results 9M 2017

EURm		9M 2017	9M 2016	▲
Revenues	Reported ⁽¹⁾	909.5	765.7	+19%
	Organic ⁽²⁾	8.5%	7.4%	+1.1%pts
Operational EBITDA		208.9	177.8	+18%
Operational EBITDA margin		22.7%	22.9%	-0.2%pts
EBIT (adjusted) ⁽³⁾		133.0	113.0	+18%
Net income (adjusted) ⁽⁴⁾		107.1	89.3	+20%
Operating cash flow		127.5	124.1	+3%
Capex ⁽⁵⁾		87.1	71.7	+22%
		30 Sep 2017	30 Sep 2016	
Net Debt ⁽⁶⁾ / Leverage Ratio		541.2 / 1.72	405.6 / 1.53	

(1) According to IFRS 11

(2) Organic growth = excluding exchange rate effects and effects from the (de)consolidation and discontinuation of operations

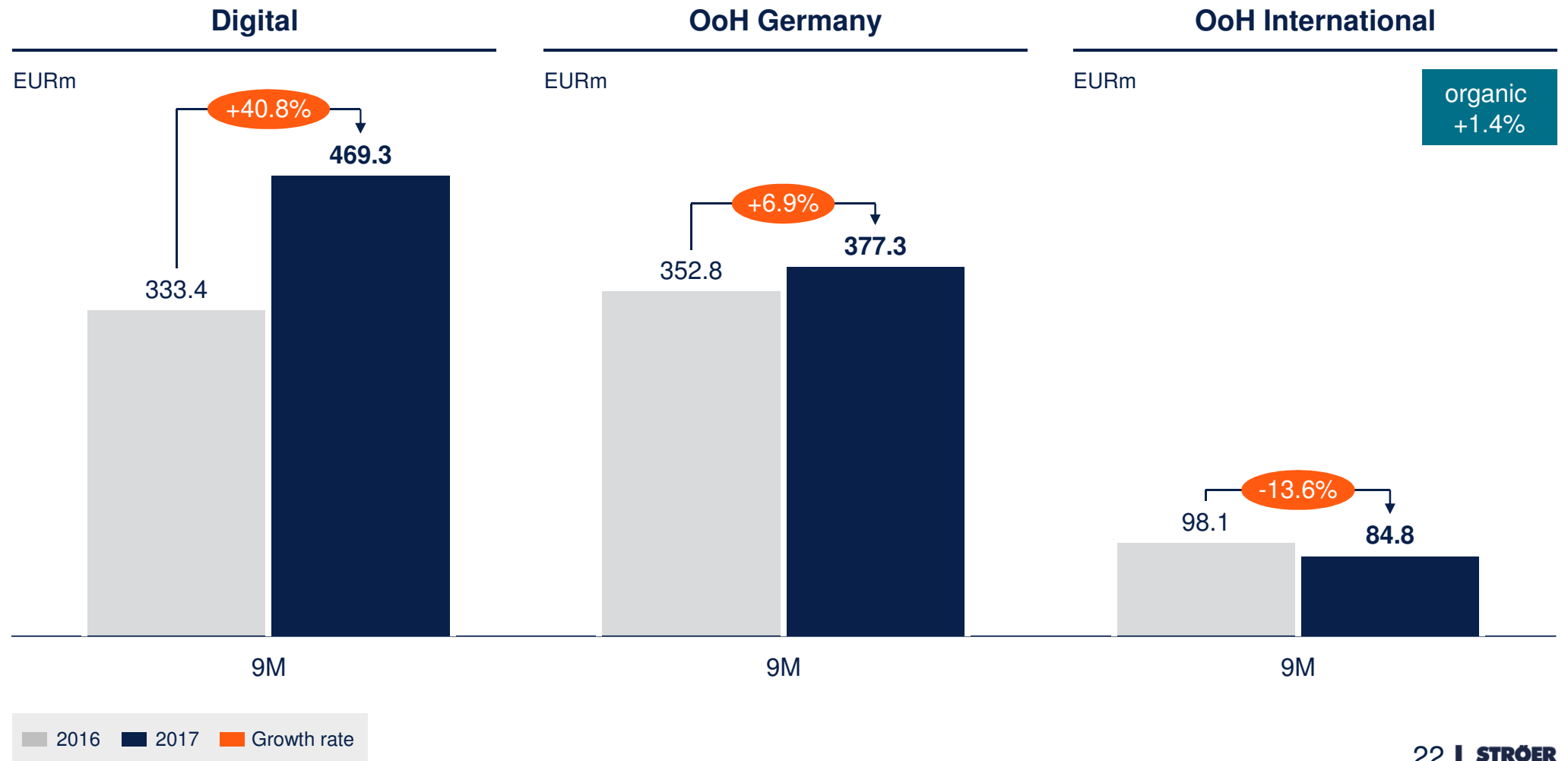
(3) EBIT adjusted for exceptional items, amortization of acquired advertising concessions and impairment losses on intangible assets (Joint ventures are consolidated proportional)

(4) EBIT (adj.) net of the financial result adjusted for exceptional items and the normalized tax expense (15.8% tax rate in 2016 and 2017)

(5) Cash paid for investments in PPE and intangible assets and cash received for disposals of PPE and intangible assets

(6) Net debt = financial liabilities less cash (excl. hedge liabilities)

9M 2017: Segment Perspective – Ongoing Growth in Core Segments



Our Targets for 2017: Unchanged KPIs & Sustainable Performance

Our KPIs and Guidance Statements

1	Total Revenues	~ 1.3 bn€
2	Organic Growth	mid to high single digit
3	EBITDA	320 to 330 m€
4	Free Cash Flow	~ 145 m€
5	Net Income Adj.	> 175 m€

AGENDA

01

Company Overview

02

Strategy

03

Key Financials

04

Guidance



Ströer Group's Key Performance Indicators – Guidance 2018*

Key KPIs	Guidance 2017	Guidance 2018
1 Total Revenues	~ 1.3 bn€	~ 1.5 bn€
2 Organic Growth	mid to high single digit	mid to high single digit
3 EBITDA	320 - 330 m€	~ 370 m€

* Before application of IFRS 11 and IFRS 16