

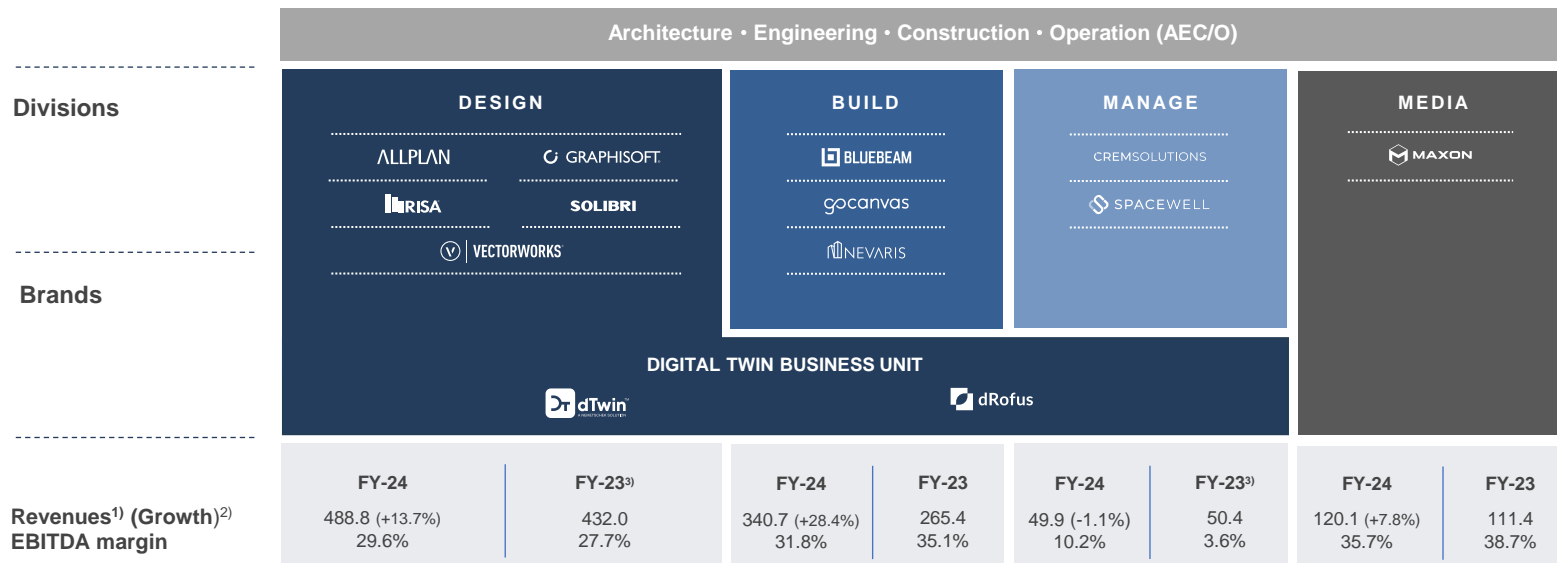
Unique DNA & Dynamic Markets

- Founded 1963 by Prof. Georg Nemetschek
- Leading global OPEN BIM software provider in AEC/O and Media with 4 customer-oriented divisions
- ~7.0 million users around the world in 142 countries
- **Growth drivers:** Digitalization in AEC/O far behind other industries, BIM regulations, new technologies such as AI, Digital Twin, Machine Learning

Investment Highlights

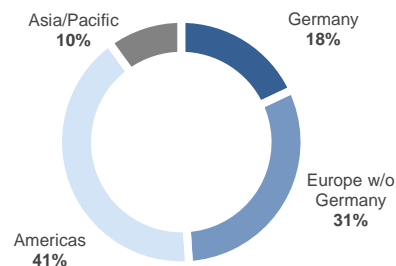
- Positioning**
 - Focus on AEC/O & Media
 - Focus on customer delight
- Financials**
 - High margins, healthy balance sheet
 - Strong cash generation
- Growth factors**
 - Focus on internationalization
 - Driving innovations: Digital Twin, OPEN BIM, digital workflows, collaboration, AI
 - Organic, acquisitions

Business Overview – Covering the complete value chain in AEC/O + Media

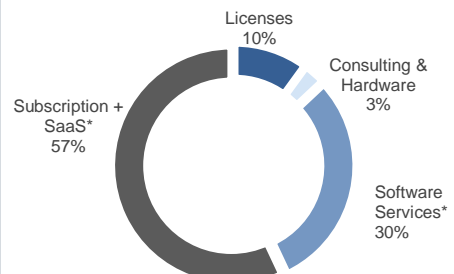


1) in mEUR 2) in constant currency 3) As a result of the strategic reclassification of the Digital Twin Business Unit from the Manage to the Design segment prior year figures were restated for comparability reasons.

Revenues by Regions (FY-24)



Revenues by Type (FY-24)



* = Recurring revenues in total: 87%

Shareholder Structure & Share Price Development

51% by Family Nemetschek; 49% Free float



*constant currency **Previous year figures as of Dec.31, 2023 ***before dilution & M&A related costs

Key Figures mEUR	FY-24	FY-23	%YoY	%YoYcc*	%YoY organic
ARR	1,019.9	718.6	41.9%	+41.6%	+34.6%
Revenues	995.6	851.6	+16.9%	+17.2%	+13.7%
EBITDA	301.0	257.7	+16.8%	+15.3%	+16.9%
EBITDA margin	30.2%	30.3%	-	-	-
Organic EBITDA margin	31.1%	30.3%	-	-	-
EBIT	234.2	199.5	+17.4%	-	-
EBIT margin	23.5%	23.4%	-	-	-
Net income (Group shares)	175.4	161.3	+8.8%	-	-
EPS	1.52	1.40	+8.8%	-	-
Free cash flow before M&A	293.5	240.6	+22.0%	-	-
Cash conversion rate	101.9%	98.1%	-	-	-
Equity ratio in %**	44.2%	61.4%	-	-	-
Net cash**	-294.6	261.2	-	-	-
Headcount	3,894	3,429	+13.6%	-	-

Outlook FY 2025

Revenue growth	17% - 19% (at constant currencies)
M&A contribution	~ 350 Basis Points
EBITDA margin	~ 31%

Executive Board

CEO	Yves Padrines
CFO	Louise Öfverström
Member of the Executive Board	Usman Shuja

Supervisory Board

Chairman	Kurt Dobitsch
Deputy Chairman	Dr. Gernot Strube
Members	Iris Helke, Bill Krouch, Christine Schöneweis, Dr. Andreas Söfing

Key Stock Figures

ISIN / WKN	DE0006452907 / 645290
Number of shares / IPO	115,500,000 / March 10, 1999
Indices / Ticker symbol	MDAX, TecDAX / NEM GY, NEKG, DE
Current market cap	-EUR 12.3 billion

Factsheet 2025

Challenges in Construction Industry

Over-spending 90% of all construction projects struggle with budget and time overruns

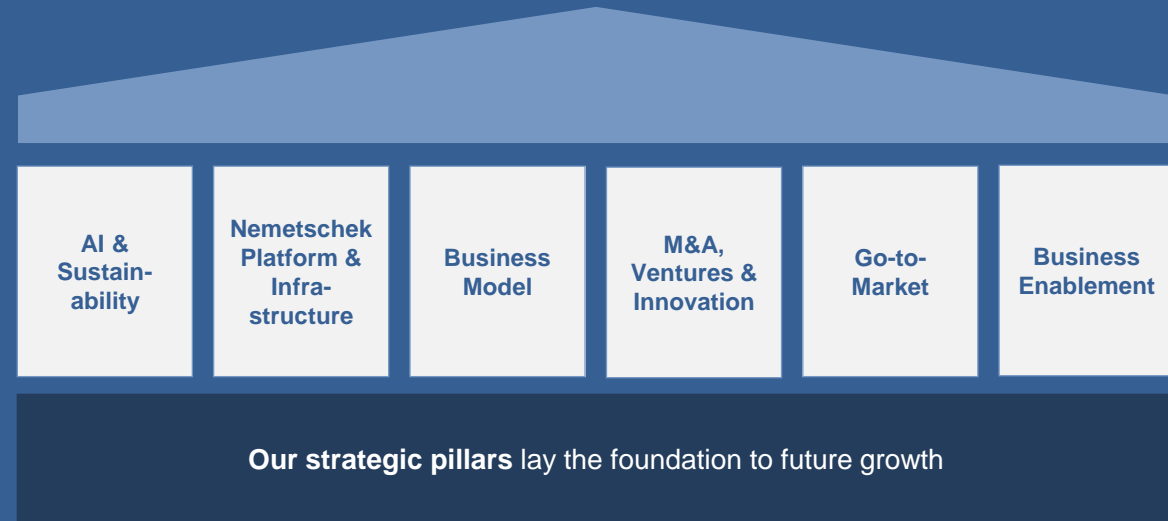
Carbon Emissions 40% of the global carbon emissions are caused by the construction industry

Aging Assets 42% of global buildings and infrastructures are close to end of life

Waste 20% of all material is wasted due to inaccurate planning

Labor Shortage 41% of AEC workers expect to retire by 2031 (1/3 are currently 55+)

Strategic Focus Areas



Our addressable software market shows a strong growth of ~10% CAGR

	TAM FY24	TAM FY28	Market CAGR 24-28
Planning & Design	8.8 Bn EUR	12.5 Bn EUR	~ +9%
Build & Construct	5.7 Bn EUR	9.1 Bn EUR	~ +12%
Operate & Manage	8.6 Bn EUR	11.7 Bn EUR	~ +8%
Media & Entertainment	5.3 Bn EUR	7.8 Bn EUR	~ +10%