

AUGUST 3, 2023



Conference Call

H1 2023

Disclaimer

This presentation contains forward-looking statements relating to the business, financial performance and earnings of SÜSS MicroTec SE and its subsidiaries and associates.

Forward-looking statements are based on current plans, estimates, projections and expectations and are therefore subject to risks and uncertainties, most of which are difficult to estimate and which in general are beyond the control of SÜSS MicroTec SE. Consequently, actual developments as well as actual earnings and performance may differ materially from those which explicitly or implicitly assumed in the forward-looking statements.

SÜSS MicroTec SE does not intend or accept any obligation to publish updates of these forward-looking statements.

Financial Results H1 2023

187.5
in € million

Order Entry
H1 2023

144.4
in € million

Sales
H1 2023

33.8
in %

Gross profit margin
H1 2023

5.8
in %

EBIT Margin
H1 2023

**Guidance adjustment for all three
key financial indicators**

Business Highlights H1 2023



- Order entry remains good despite general slowdown in semiconductor industry
- Sales up by 15.7% compared to last year; Photomask Solutions as main growth driver (business more than doubled)
- Challenging margin situation remains throughout Q2 2023, especially in the MicroOptics business, but better product mix and higher sales volume expected during the second half of the year 2023
- Adjustment of full year guidance: Sales = € 320 - 340 million; gross profit margin = 35.5 % - 37.5 %; EBIT margin = 9 % - 11 %
- Status of main R&D projects: integrated D2W hybrid bonder and wafer cleaner currently being installed at Sternenfels application center; first customer demonstrations are most likely to be carried out in the second half of 2023

We benefit from the boom in AI

- Two of our solutions (UV projection scanner and temporary bonder) are qualified for the most relevant AI chip manufacturing process at leading foundry in Asia



Projection Scanner



Temporary bonder

- Increase in demand for AI chips (as communicated by Nvidia) has a linear relationship with the demand for our solutions
- Additional potential for our temporary bonder with regard to HBM (high bandwidth memory) as AI chip consists of a memory and a logic part
- AI capacity increase not yet reflected in our order book → expected for H2 2023

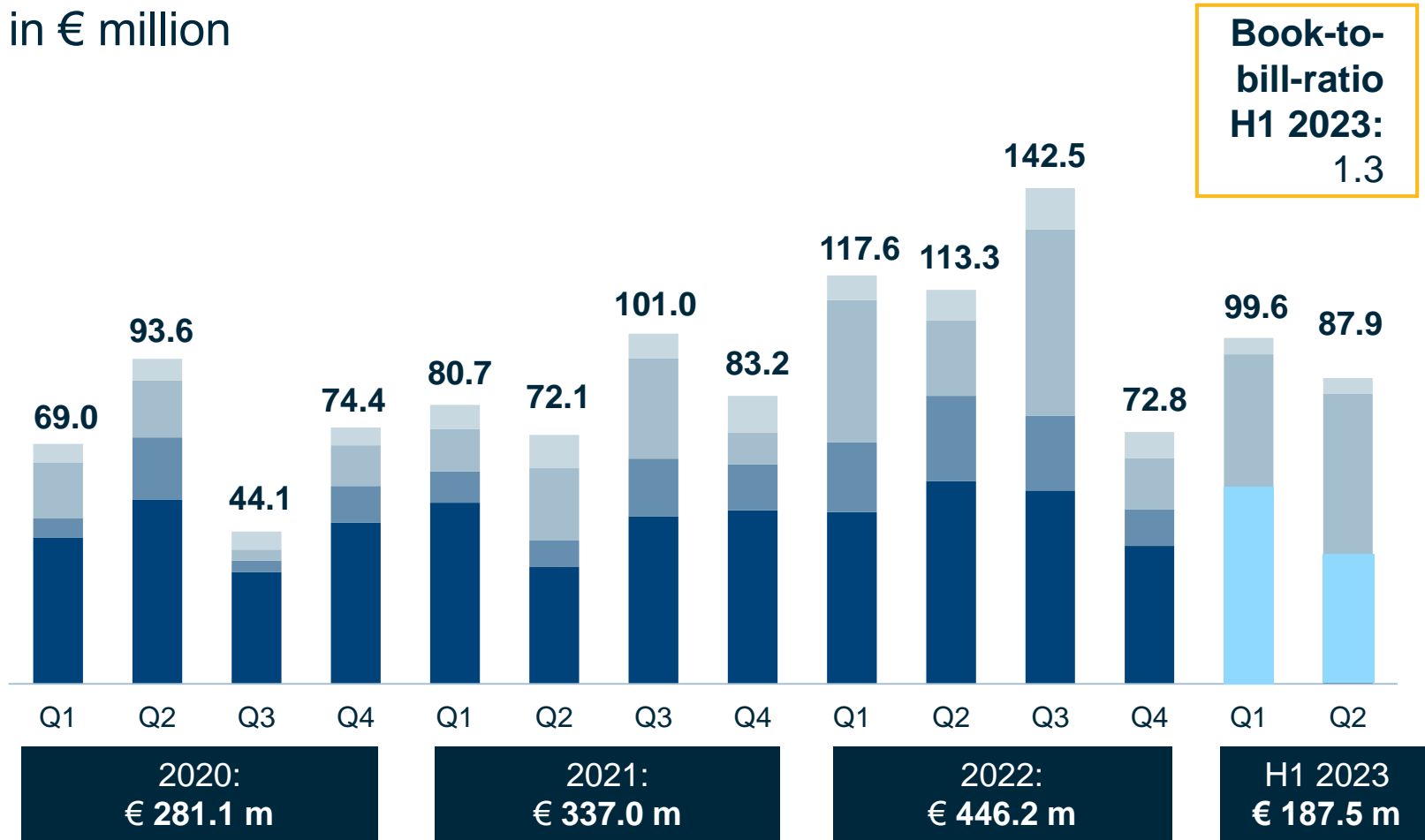
Solid order entry exceeded market expectations

In € million	H1 2023	H1 2022	Change
Order entry	187.5	230.9	-18.8%
Order backlog as of June 30	389.8	281.3	+38.6%
Sales	144.4	124.8	+15.7%
Gross profit	48.8	43.8	+11.4%
Gross profit margin	33.8%	35.1%	-1.3%pts
EBIT	8.4	5.1	+64.7%
EBIT margin	5.8%	4.1%	+1.7%pts
Earnings after tax	6.2	3.6	+72.2%
Earnings per share, basic (in €)	0.32	0.19	+70.7%
Net cash	37.2	35.6	+4.5%
Free Cashflow	1.1	6.1	-82.0%
Employees as of June 30	1,261	1,190	+6.0%

- **Good order entry and very high order backlog** remain a solid foundation for targeted growth in 2023 and beyond
- **Absolute gross profit and EBIT increased yoy**
- **Gross profit margin and EBIT margin are not yet at target**, mainly because of a very disappointing margin in MicroOptics
- Company has again created **value for shareholders** in H1 2023 (earnings per share +70.7%)
- **Net cash position increased** once again due to higher prepayments

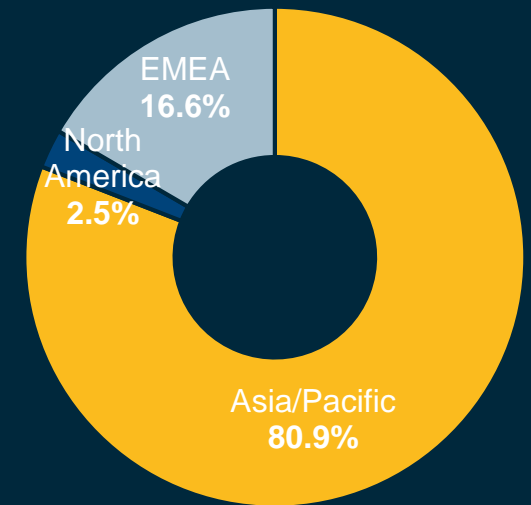
Order Entry by Division and Region

Order Entry by Division in € million



**Book-to-bill-ratio
H1 2023:
1.3**

Order Entry by Region H1 2023



■ Lithography
 ■ Bonder
 ■ Photomask Solutions
 ■ MicroOptics
■ Advanced Backend Solutions (since 2023)

Division Overview H1 2023

Advanced Backend Solutions

in € million	H1 2023	H1 2022
Order entry	93.5	152.3
- thereof Lithography	72.0	107.7
- thereof Bonder	21.5	44.6
Total sales¹	97.8	89.1
- thereof Lithography	72.1	68.2
- thereof Bonder	25.7	20.9
Gross profit	36.5	33.0
Gross profit margin	37.3%	37.0%
EBIT	9.1	5.4
EBIT margin	9.4%	6.1%

- Decrease in order entry yoy in all product lines after very strong H1 in fiscal 2022
- Sales increased by 9.8 % because of good sales growth in Q2 2023, especially with Bonders, Coaters and Mask Aligners
- Gross profit margin increased slightly
- EBIT margin also went up from 6.1% to 9.4%, in part due to better Bonder margins

Photomask Solutions

in € million	H1 2023	H1 2022
Order entry	84.7	62.6
Total sales¹	34.5	15.1
Gross profit	10.7	4.9
Gross profit margin	30.9%	32.3%
EBIT	4.4	0.0
EBIT margin	12.6%	0.3%

- Order entry once again increased, ongoing strong demand from Asia
- Strong sales growth because of high backlog and slightly improved supply chain situation
- Absolute gross profit and EBIT improved
- Slight decline in gross profit margin
- Improved EBIT margin

MicroOptics

in € million	H1 2023	H1 2022
Order entry	9.3	15.9
Total sales¹	13.0	21.7
Gross profit	1.9	5.9
Gross profit margin	14.6%	27.3%
EBIT	-3.6	1.4
EBIT margin	-28.0%	6.5%

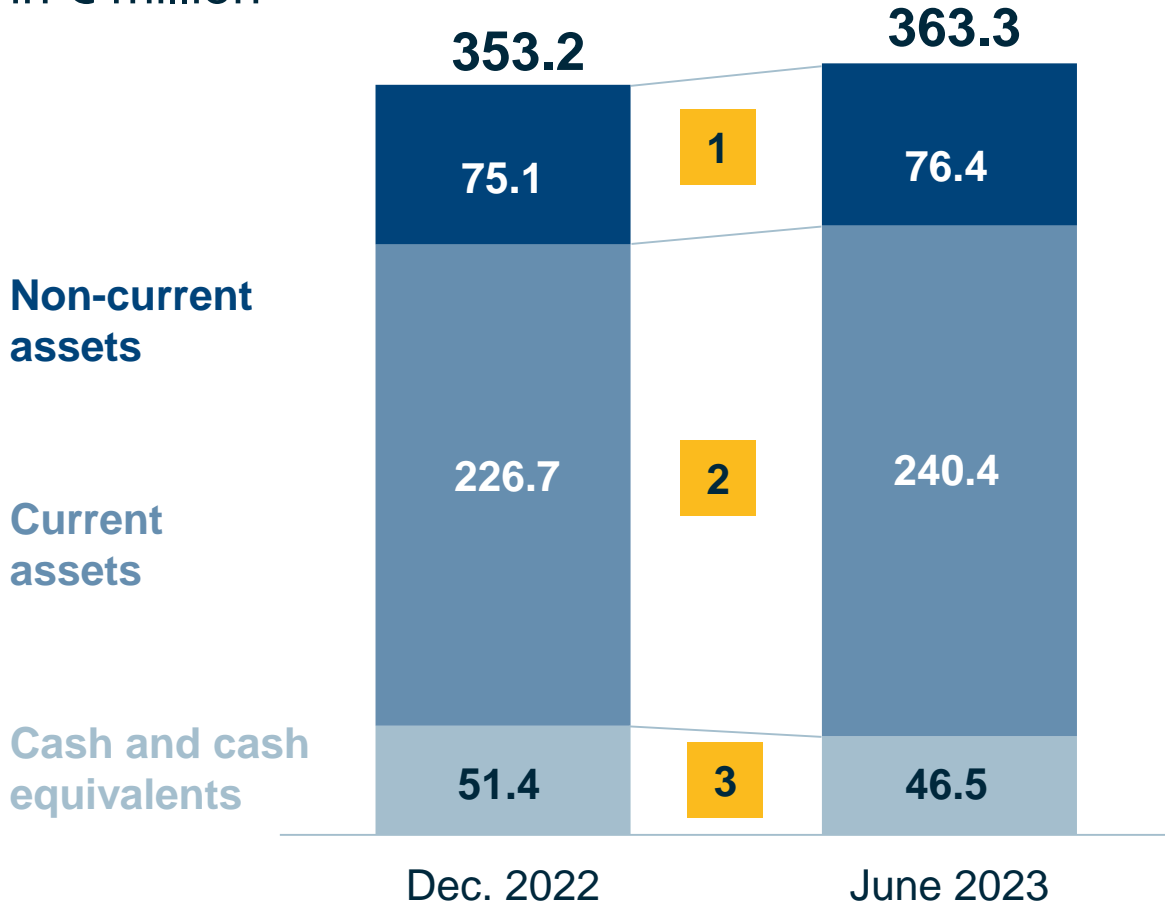
- Order entry and sales declined because of inventory corrections at customer side
- Gross profit and EBIT declined accordingly
- Automotive business remains highly competitive

1) Total sales include internal sales (sales to other divisions) since 2021; gross profit margin and EBIT margin are calculated on the basis of total sales.

Further inventory build-up due to supply chain bottlenecks extend the balance sheet

Assets as of June 30, 2023

in € million



- 1** € 1.3 million increase in non-current assets

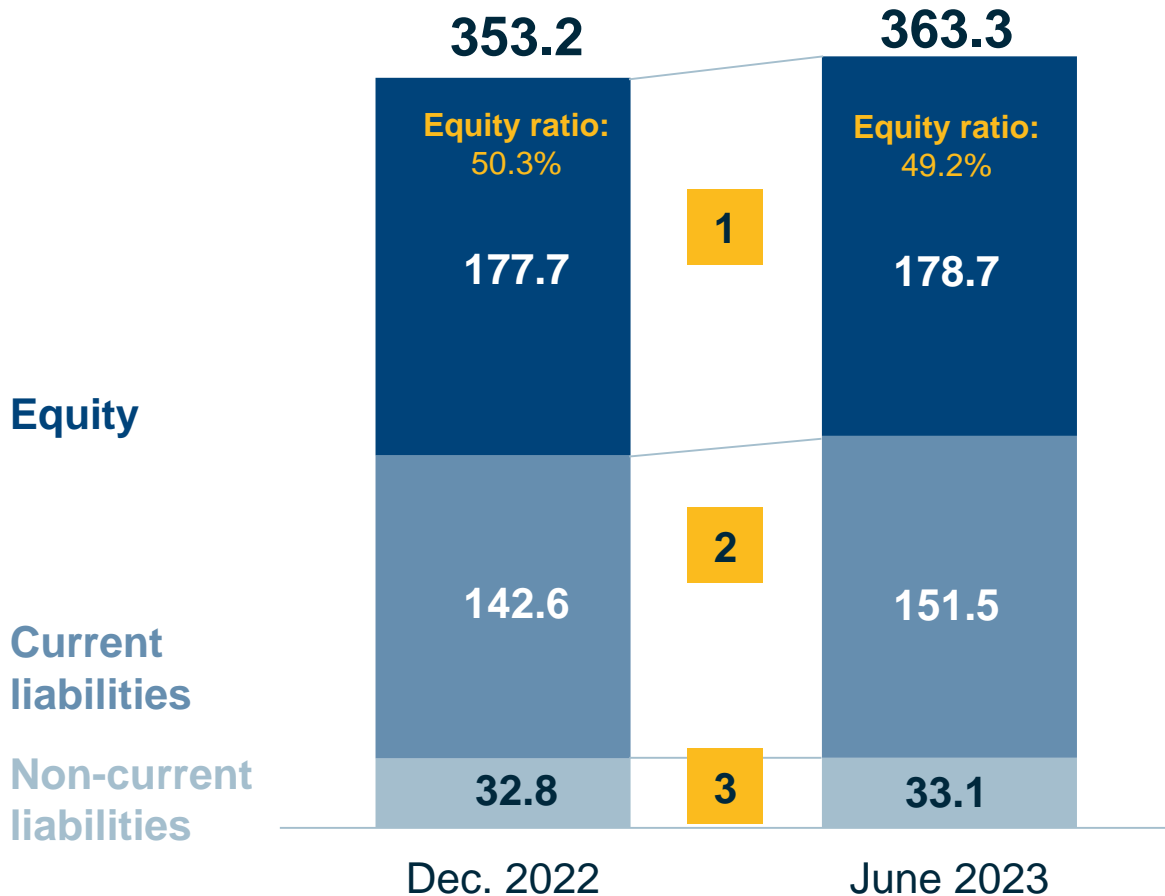
- 2** Increase mainly attributable to the € 22.7 million rise in inventories (still due to supply chain bottlenecks)

- 3** Slight decrease within the last six months

Liabilities and equity shaped by increase in contractual liabilities and equity

Liabilities and equity as of June 30

in € million

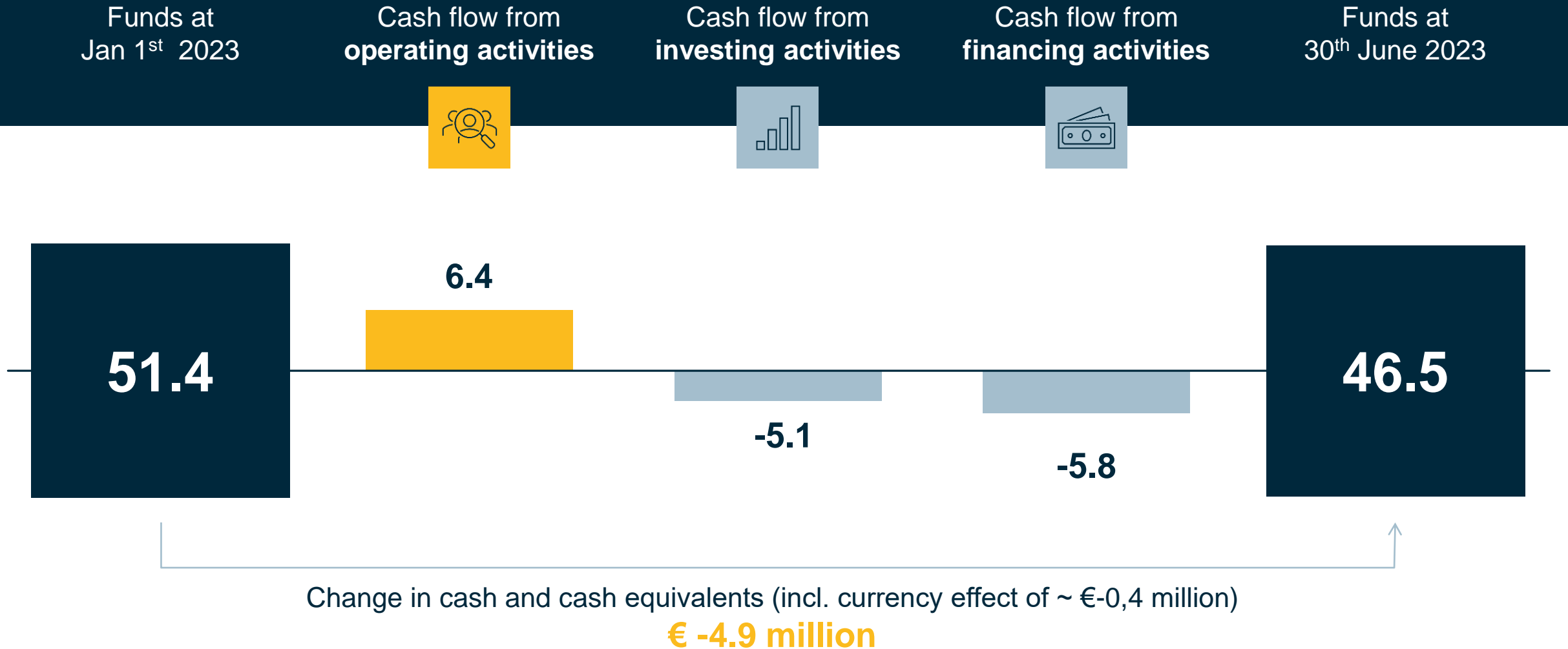


- 1** Increase in equity by € 1.0 million despite dividend payment of € 3.8 million

- 2** Contractual liabilities increased further by down payments by customers of € 16.8 million in the last six months

- 3** Slight increase in tax liabilities of € 1.2 million

Cash situation has stabilized at a good level of around € 50 million



We continue to expect improving our three key performance indicators in 2023

Our adjusted guidance 2023

We aim to take the next step on the way to our 2025 goals.



1) Including one-off effects of € 3.1 million. Operating EBIT margin thus accounted to 9.9%.



Time for your questions...

H1 2023

Investor Relations Information

Contact



Sven Köpsel

VP Investor Relations,
Corporate Communications
and Corporate Marketing

Tel. +49 89 32007-151

E-mail sven.koepsel@suss.com



Franka Schielke

Senior Manager
Investor Relations

Tel. +49 89 32007-161

E-mail franka.schielke@suss.com

Financial Calendar



March 31
Annual Report 2022



May 11
Q1 Report 2023



May 31
Annual General Meeting 2023



August 3
Half Year Report 2023



November 9
Nine Months Report 2023