

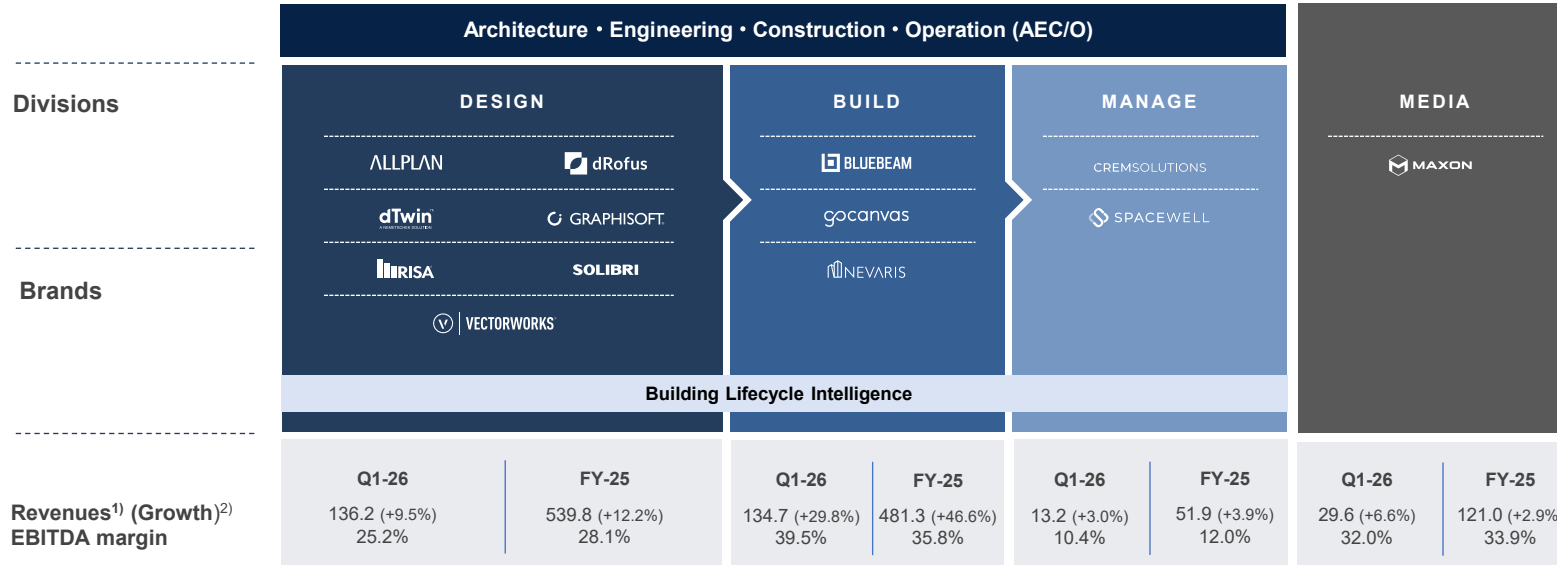
## Unique DNA & Dynamic Markets

- Founded 1963 by Prof. Georg Nemetschek
- Leading global OPEN BIM software provider in AEC/O and Media with 4 customer-oriented divisions
- ~7.0 million users around the world in 142 countries
- **Growth drivers:** Digitalization in AEC/O far behind other industries, BIM regulations, new technologies such as AI, Digital Twin, Machine Learning

## Investment Highlights

- Positioning**
  - Focus on AEC/O & Media
  - Focus on customer delight
- Financials**
  - High margins, healthy balance sheet
  - Strong cash generation
- Growth factors**
  - Focus on internationalization
  - Driving innovations: Digital Twin, OPEN BIM, digital workflows, collaboration, AI
  - Organic, acquisitions

## Business Overview – Covering the complete value chain in AEC/O + Media



1) in mEUR 2) in constant currency

\*constant currency

Key Figures mEUR	Q1-26	Q1-25	%YoY	%YoYcc*
ARR	1.187.5	1,038.3	+14.4%	+21.0%
Revenues	313.1	282.8	+10.7%	+17.0%
EBITDA	98.4	80.7	+22.0%	+29.6%
EBITDA margin	31.4%	28.5%	-	-
EBIT	79.2	62.2	+27.3%	-
EBIT margin	25.3%	22.0%	-	-
Net income (Group shares)	60.4	44.9	+34.5%	-
EPS	0.52	0.39	+34.5%	-
Free cash flow before M&A	137.3	138.9	-1.2%	-
Cash conversion rate	142.7%	173.0%	-	-
Equity ratio in %	47.3%	43.7%	-	-
Net cash	-7.8	-185.7	-	-
Headcount	4,089	3,994	+2.4%	-

## Increased Outlook FY 2026

Revenue growth constant currency	14%-15%
EBITDA margin	Between 32%-33%

## Executive Board

CEO	Yves Padrines
CFO	Louise Öfverström
Member of the Executive Board	Usman Shuja

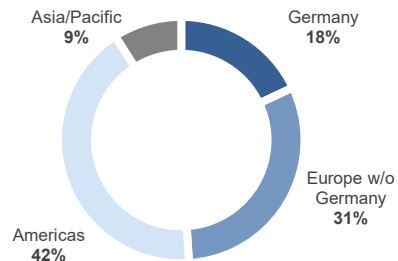
## Supervisory Board

Chairman	Kurt Dobitsch
Deputy Chairman	Dr. Gernot Strube
Members	Iris M. Helke, Bill Krouch, Christine Schöneweis, Dr. Andreas Söfing

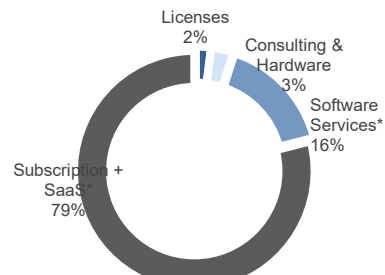
## Key Stock Figures

ISIN / WKN	DE0006452907 / 645290
Shares outstanding / IPO	115.490.794 / March 10, 1999
Indices / Ticker symbol	MDAX, TecDAX / NEM GY, NEKG, DE
Current market cap	~EUR 7.1 billion

## Revenues by Regions (Q1-26)



## Revenues by Type (Q1-26)



\* = Recurring revenues in total: 95%

## Shareholder Structure & Share Price Development

45.3% by Family Nemetschek; 54.7% Free float



# Factsheet 2026

## Challenges in Construction Industry

### Over-spending

90% of all construction projects struggle with budget and time overruns

### Energy Use

32% of global energy use are consumed by the construction industry

### Carbon Emissions

34% of global CO<sub>2</sub> emissions are caused by the construction industry

### Aging Assets

42% of global buildings and infrastructures are close to end of life

### Waste

20% of all material is wasted due to inaccurate planning

### Labor Shortage

41% of AEC workers expect to retire by 2031 (1/3 are currently 55+)

## Strategic Focus Areas



## Our addressable software market shows a strong growth of ~10% CAGR

	MARKET SIZE FY25	MARKET SIZE FY29	Market CAGR 25-29
Planning & Design	9.4 Bn EUR	13.1 Bn EUR	~ +9%
Build & Construct	6.6 Bn EUR	10.2 Bn EUR	~ +11.5%
Operate & Manage	8.8 Bn EUR	12 Bn EUR	~ +8%
Media & Entertainment	5.3 Bn EUR	7.3 Bn EUR	~ +8%