

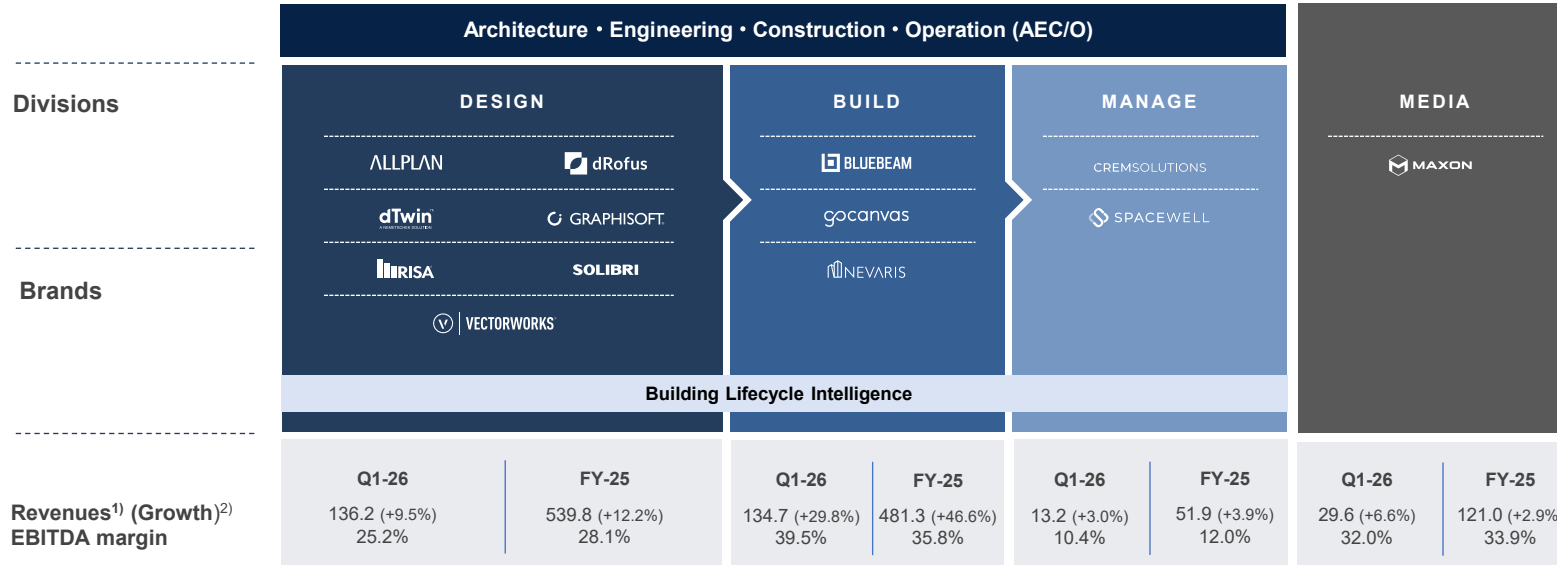
Unique DNA & Dynamic Markets

- Founded 1963 by Prof. Georg Nemetschek
- Leading global OPEN BIM software provider in AEC/O and Media with 4 customer-oriented divisions
- ~7.0 million users around the world in 142 countries
- **Growth drivers:** Digitalization in AEC/O far behind other industries, BIM regulations, new technologies such as AI, Digital Twin, Machine Learning

Investment Highlights

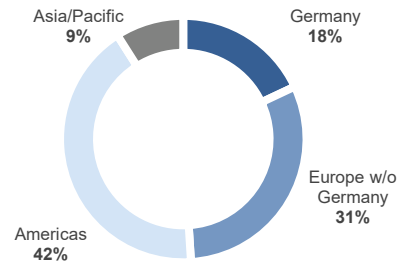
- Positioning**
 - Focus on AEC/O & Media
 - Focus on customer delight
- Financials**
 - High margins, healthy balance sheet
 - Strong cash generation
- Growth factors**
 - Focus on internationalization
 - Driving innovations: Digital Twin, OPEN BIM, digital workflows, collaboration, AI
 - Organic, acquisitions

Business Overview – Covering the complete value chain in AEC/O + Media

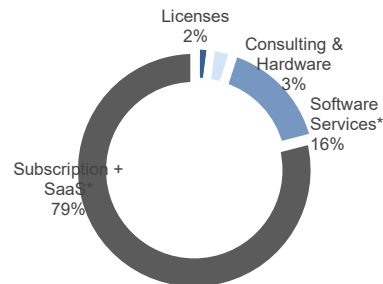


1) in mEUR 2) in constant currency

Revenues by Regions (Q1-26)



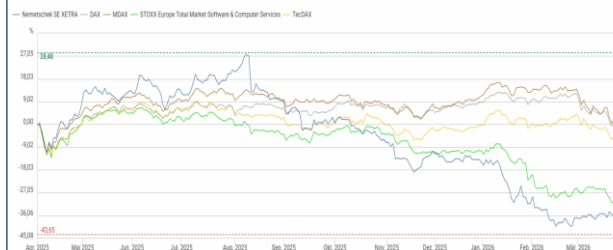
Revenues by Type (Q1-26)



* = Recurring revenues in total: 95%

Shareholder Structure & Share Price Development

45.3% by Family Nemetschek; 54.7% Free float



*constant currency

Key Figures mEUR	Q1-26	Q1-25	%YoY	%YoYcc*
ARR	1,187.5	1,038.3	+14.4%	+21.0%
Revenues	313.1	282.8	+10.7%	+17.0%
EBITDA	98.4	80.7	+22.0%	+29.6%
EBITDA margin	31.4%	28.5%	-	-
EBIT	79.2	62.2	+27.3%	-
EBIT margin	25.3%	22.0%	-	-
Net income (Group shares)	60.4	44.9	+34.5%	-
EPS	0.52	0.39	+34.5%	-
Free cash flow before M&A	137.3	138.9	-1.2%	-
Cash conversion rate	142.7%	173.0%	-	-
Equity ratio in %	47.3%	43.7%	-	-
Net cash	-7.8	-185.7	-	-
Headcount	4,089	3,994	+2.4%	-

Increased Outlook FY 2026

Revenue growth constant currency	14%-15%
EBITDA margin	Between 32%-33%

Executive Board

CEO	Yves Padrines
CFO	Louise Öfverström
Member of the Executive Board	Usman Shuja

Supervisory Board

Chairman	Kurt Dobitsch
Deputy Chairman	Dr. Gernot Strube
Members	Iris M. Helke, Bill Krouch, Christine Schöneweis, Dr. Andreas Söfing

Key Stock Figures

ISIN / WKN	DE0006452907 / 645290
Shares outstanding / IPO	115.490.794 / March 10, 1999
Indices / Ticker symbol	MDAX, TecDAX / NEM GY, NEKG, DE
Current market cap	~EUR 7.4 billion

Factsheet 2026

Challenges in Construction Industry

Over-spending

90% of all construction projects struggle with budget and time overruns

Energy Use

32% of global energy use are consumed by the construction industry

Carbon Emissions

34% of global CO₂ emissions are caused by the construction industry

Aging Assets

42% of global buildings and infrastructures are close to end of life

Waste

20% of all material is wasted due to inaccurate planning

Labor Shortage

41% of AEC workers expect to retire by 2031 (1/3 are currently 55+)

Strategic Focus Areas



Our addressable software market shows a strong growth of ~10% CAGR

	MARKET SIZE FY25	MARKET SIZE FY29	Market CAGR 25-29
Planning & Design	9.4 Bn EUR	13.1 Bn EUR	~ +9%
Build & Construct	6.6 Bn EUR	10.2 Bn EUR	~ +11.5%
Operate & Manage	8.8 Bn EUR	12 Bn EUR	~ +8%
Media & Entertainment	5.3 Bn EUR	7.3 Bn EUR	~ +8%