

Investor Relations Fact Sheet






as of February 2025



Company profile

As the global market leader in high-end car interiors, Novem operates as developer, manufacturer and system supplier for trim parts and decorative functional elements.

Investment case

	Market leader in an attractive niche market	One of only two fully diversified global decorative interior trim suppliers
	High barriers to entry	Deep know-how needed for the highly complex manufacturing process
	Full product offering	Genuine wood, aluminium, carbon, premium synthetics, function and lighting
	High visibility on future development	High share of awarded business enables good foresight
	Clear vision and path for future value creation	Premiumisation, growth in SUVs and increased customer focus on high-end interior are key drivers of business

Quick stats

Global market leader in high-end car interiors

Established in 1947

IPO in July 2021

€635.5m
Annual revenue

€69.1m
Adj. EBIT

€0.81
EPS

-
Dividend

~4,900
Employees in
12 locations

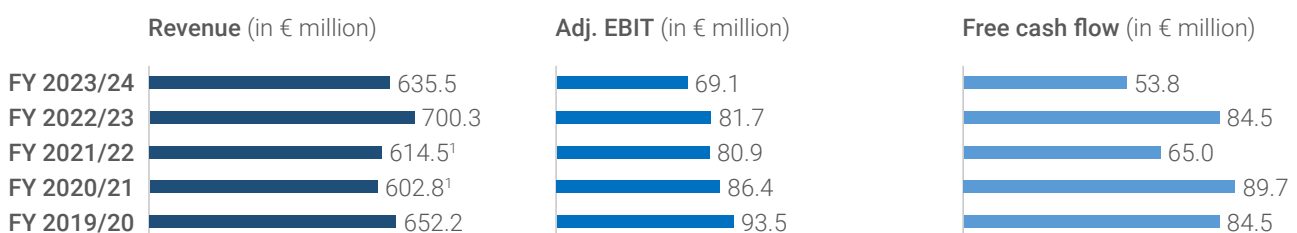
25%
Women in
management

Mid-term targets

5-6% Revenue growth

11-12% Adj. EBIT margin

Financial highlights



¹ Including revenue-related adjustments

Analyst coverage

Bank

Hauck Aufhäuser
JP Morgan
Kepler Cheuvreux
Oddo BHF

Analyst

tbd
Jose Asumendi
Alexandre Raverdy
Klaus Ringel

Sustainability

2025 Greenhouse gas neutrality in Germany

2030 Greenhouse gas neutrality in Europe

2035 Greenhouse gas neutrality worldwide

Key financials

in € million	FY 2019/20	FY 2020/21	FY 2021/22	FY 2022/23	FY 2023/24
Income statement					
Revenue	652.2	602.8 ¹	614.5 ¹	700.3	635.5
Adj. EBIT	93.5	86.4	80.9	81.7	69.1
Adj. EBIT margin (%)	14.3%	14.3%	13.2%	11.7%	10.9%
Adj. EBITDA	123.8	117.3	111.7	114.2	102.0
Adj. EBITDA margin (%)	19.0%	19.5%	18.2%	16.3%	16.1%
Cash flow					
Capital expenditure	30.3	15.9	18.6	17.9	16.1
Capital expenditure as % of revenue	4.6%	2.6%	3.0%	2.6%	2.5%
Free cash flow	84.5	89.7	65.0	84.5	53.8

¹ Including revenue-related adjustments

in € million	31 Mar 20	31 Mar 21	31 Mar 22	31 Mar 23	31 Mar 24
Balance sheet					
Trade working capital	47.0	50.1	41.0	53.3	51.1
Total working capital	127.1	125.0	127.3	124.0	133.3
Net financial debt	258.3	258.3	165.6	123.0	164.9
Net leverage (x Adj. EBITDA)	2.2x	2.2x	1.5x	1.1x	1.6x

FY 2019/20 and FY 2020/21 financials based on Car Interior Design (Luxembourg) S.à r.l., consolidated

Financial calendar

14 August 2024	Q1 2024/25 Results
14 November 2024	HY 2024/25 Results
06 February 2025	Q3 2024/25 Results
28 May 2025	FY 2024/25 Preliminary Results
26 June 2025	Annual Report 2024/25

Contact

Investor Relations
investor.relations@novem.com

All information is constantly updated and available. Please visit our investor section on the Company website: <https://ir.novem.com>