



PARAGON

paragon GmbH & Co. KGaA

H1/2023 Results

Delbrück | August 24, 2023

PARAGON
GROUP
INTERIM REPORT
PERIOD ENDING 30, 2023
HALF YEAR

"paragon's revenue increased by 7.3 % in
H1 2023"

"Sale of paragon semvox to CARIAD
closed"

"Debt reduced by over 50%. Gearing
improved to 2.6"

paragon in a Nutshell

<p>>20% of 850 employees in R&D</p>	<p>85% Single-Source share</p>	<p>Pure Automotive!</p>	
<p>Market Leader > 300 different electronic and electromechanical systems and products</p>		<p>Every 7th vehicle is equipped with paragon technology Globally</p>	<p>10 Locations worldwide</p>
<p>35yrs Experience founded 1988</p>	<p>>30 OEMs served as Tier 1</p>	<p>> 220 Vehicle Types with paragon technology</p>	<p>1st Tier Supplier</p>



35 Years of Automotive Experience

1988



Founded as electronics manufacturer in Delbrueck

1993

Launch of sensor development and production



2000s

paragon's IPO and various acquisitions



2011

Development of modular system for electromobility



2017

Voltabox IPO
VOLTABOX®



2019 -2021

Voltabox's losses burdened the consolidated report of paragon heavily

2021

Sale of all shares in **VOLTABOX®**
New business unit: Power

1991

Plant in Zella-Mehlis

1995

New production plant in Suhl




2012

New business unit: kinematics



2015

Opening of paragon Kunshan in China



2017

Acquisition of HS Genion

2018

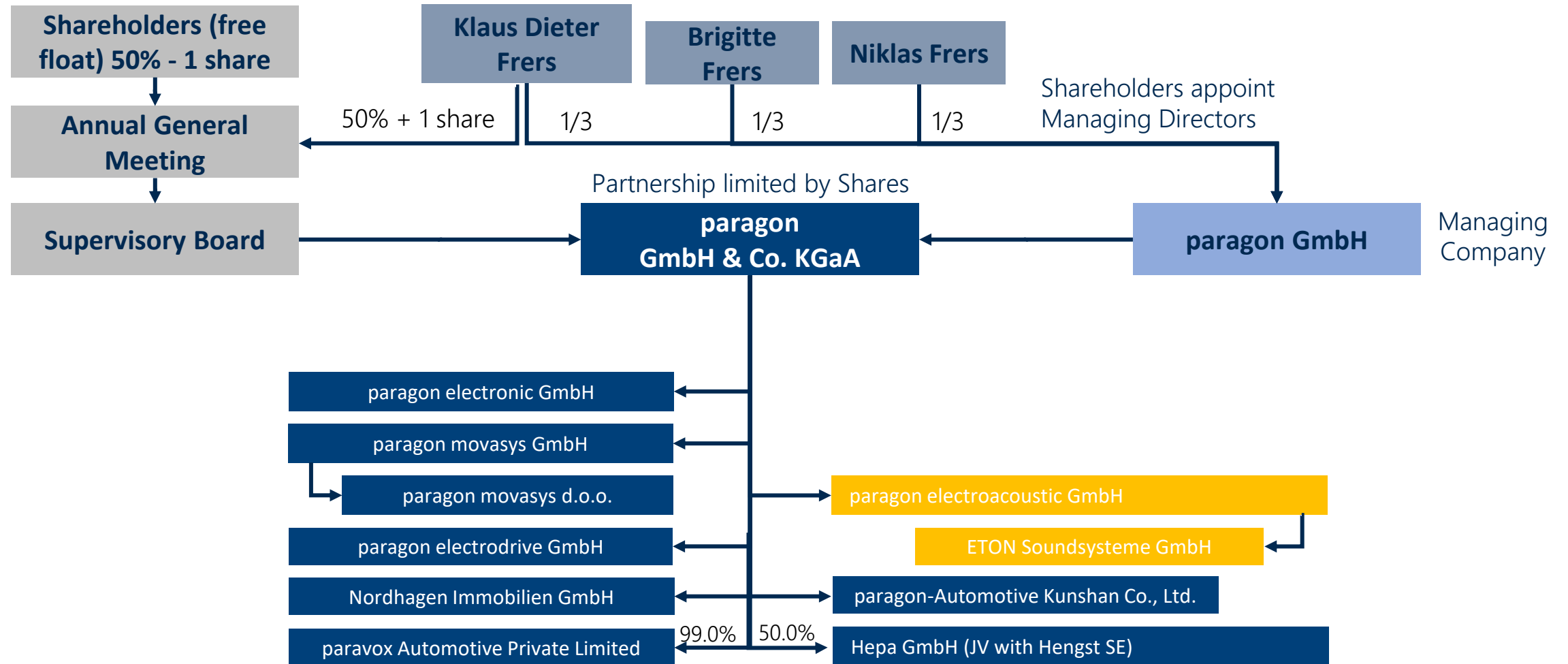
Acquisition of SemVox and LPG



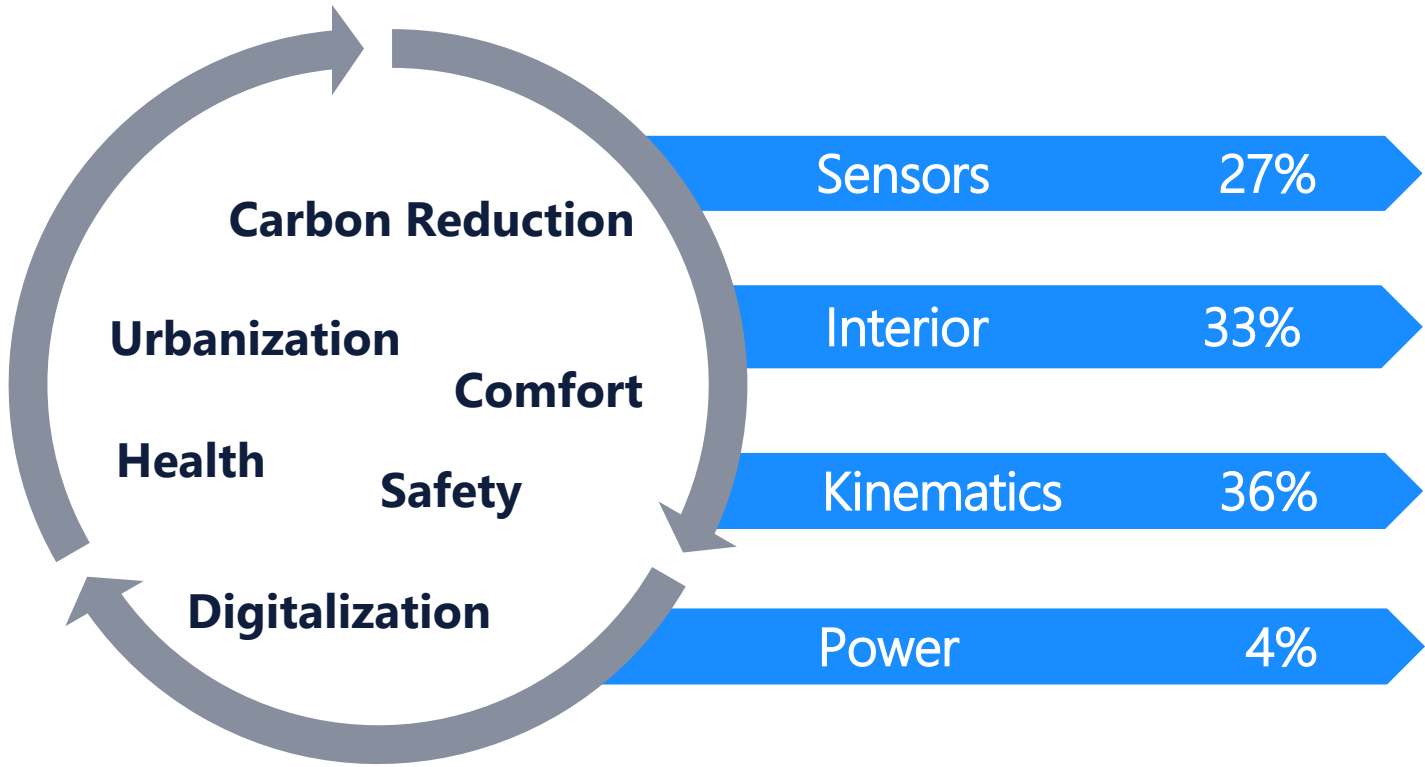
2023

Business Unit Digital Assistance sold to CARIAD SE

Organizational Chart after Draw of 29.94% Call-Option



paragon addresses Global Megatrends

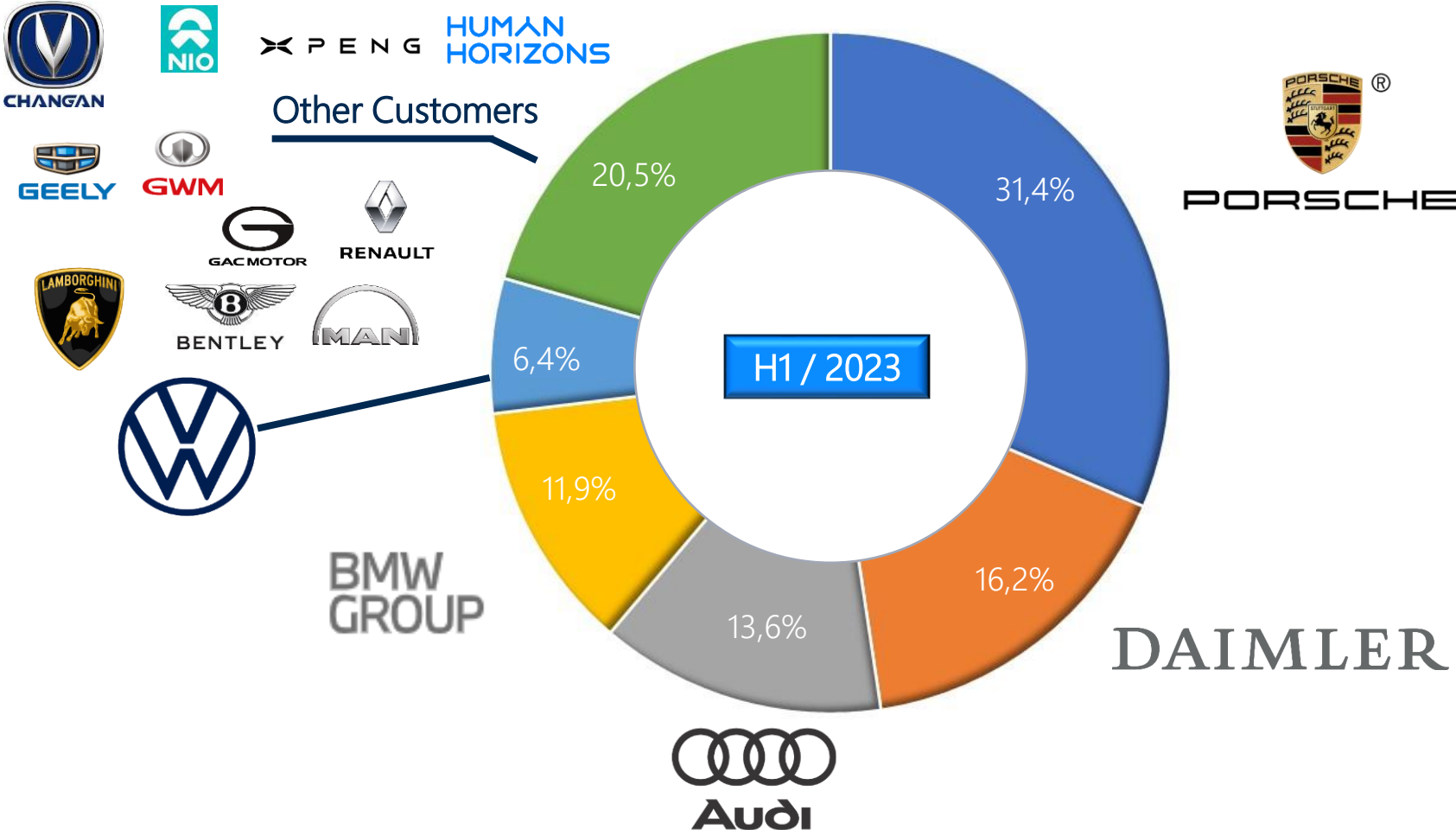


Market leader

- 300 different electronic and electromechanical systems and products
- Every 7th vehicle is equipped with paragon technology globally

geni:O\$

paragon's Premium Automotive Customers 2023



H1/2023: Financial Highlights in a Nutshell

Robust business model

Further work on debt reduction

Revenues up by
7.3% compared to
H1/2022

EBITDA at EUR
8.1m plus EUR
7.6m from
paragon semvox
GmbH

Revenue and
EBITDA forecast
for 2023
confirmed

Full repayment of
CHF Bond in H1
2023

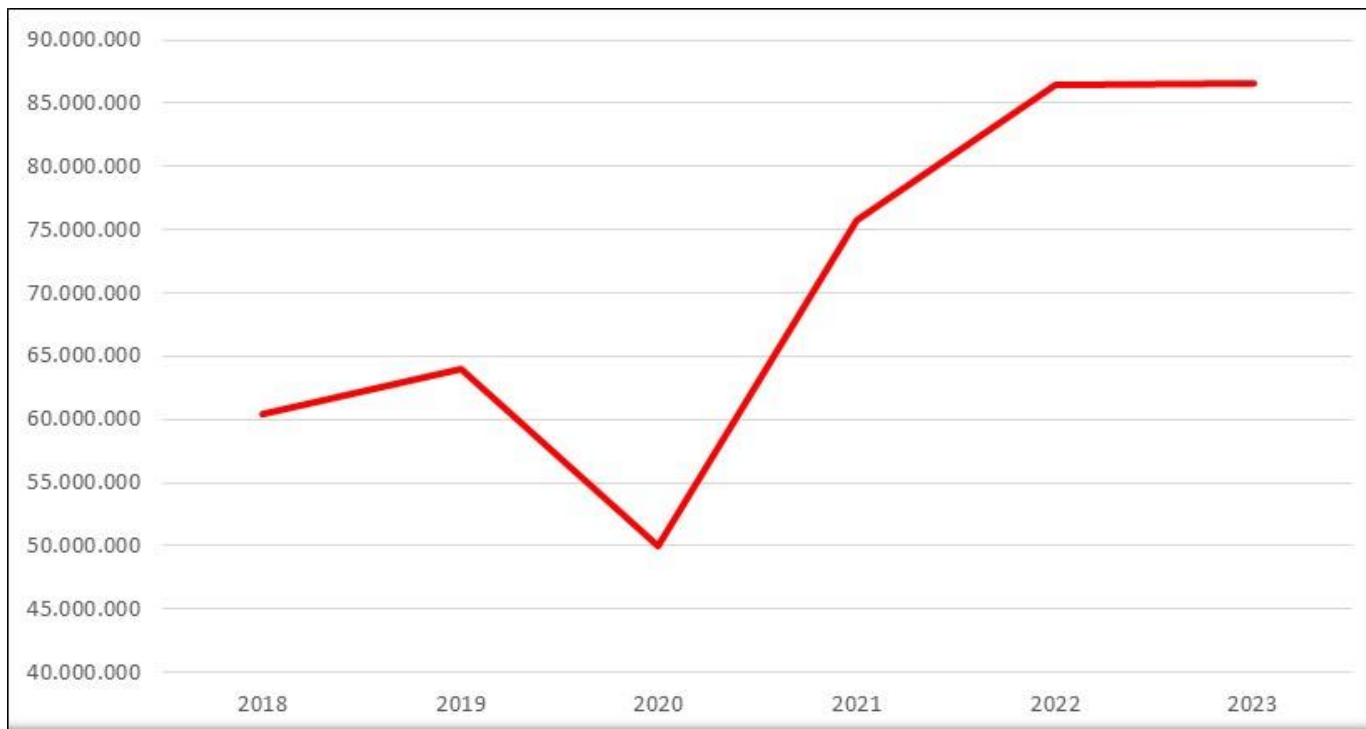
Net debt reduced
to below EUR 60m.
Gearing at 2.6

Sale of paragon semvox GmbH to CARIAD SE

- Notary deed signed on December 1, 2022
- All anti-trust approvals received until end of April 2023
- Closing on May 12, 2023
- Agreed upon purchase price was EUR 43m on a “cash and debt free” basis. Main deduction were the bank loan from Bank 1 Saar amounting to EUR 3m and intercompany loans granted to paragon semvox.
- First instalment of EUR 34.5m was paid on May 12, 2023
- Final instalment of EUR 4.3m was paid in second week of July after agreement on the “closing accounts”
- Total proceeds amount to EUR 38.8m (minus transaction costs of app. EUR 1.3m)
- Total proceeds (minus equity value & transaction costs) lead to a profit of EUR 5.9m in the consolidated financial statements

Strongest H1 in paragon's History

**H1 Revenues increased by 43%
in the last 5 years**



- H1 2023 was the half year with the highest revenues in paragon's automotive history
- Despite the loss of revenues due to the sale of paragon semvox in H1 2023
- Organic growth in all business units despite challenging headwinds in the last years
- Robust business model due to innovative products and solid customer base

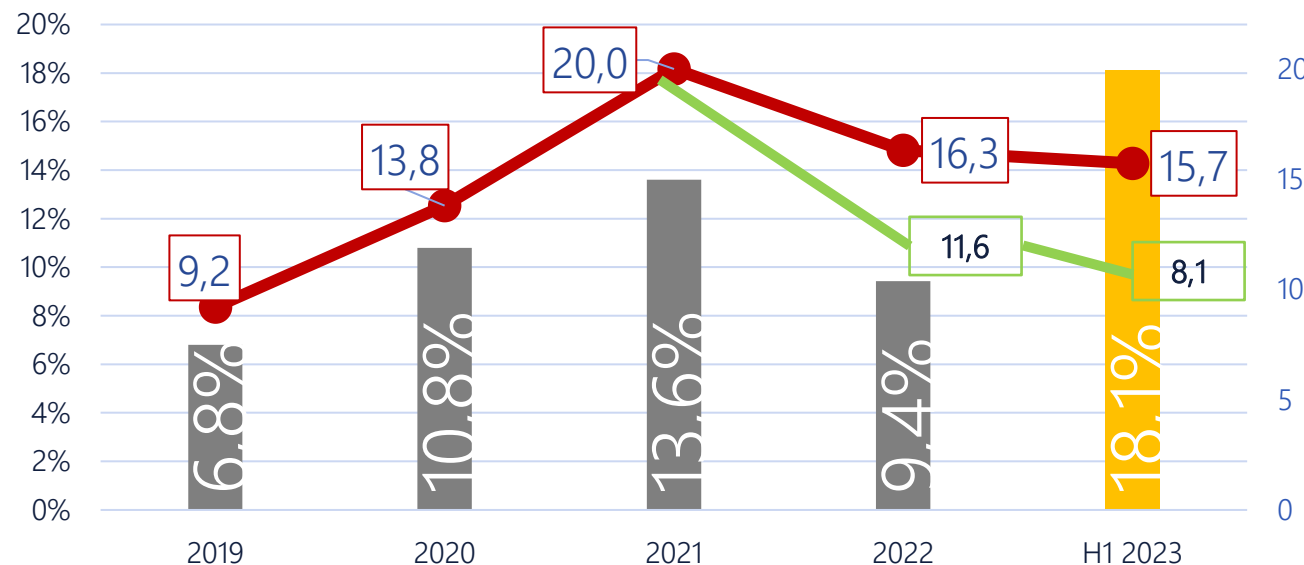
P&L Development paragon – First six Months

Income Statement in MEUR	H1/2022	H1/2023
Revenues	80,7	86,6
Other own work capitalized	3,1	0,3
Change of finished goods	2,8	-1,3
Other operating income	1,8	2,8
Total operating performance	88,4	88,4
Costs of materials	-46,5	-46,9
Personnel expenses	-21,2	-22,8
Other operating expenses	-14,3	-10,6
EBITDA	6,4	8,1
Depreciation & amortization	-6,3	-6,9
EBIT	0,1	1,2
EBITDA paragon semvox	2,5	7,5
Group EBITDA	9,0	15,7

- P&L in accordance with IFRS 5 (top line does not include revenues of paragon semvox GmbH)
- Revenues increased by 7.3% to EUR 86.6m in the first six months
- Reduction of own work capitalized due to higher reimbursements of development costs from customers
- Reduced finished goods as a result of ongoing working capital management
- EBITDA:
 - Continued operations: EUR 8.1m (+26% vs. H1/22)
 - paragon semvox: EUR 7.5m
 - Group level: EUR 15.7m
- Depreciation & amortization include
 - EUR 0.4m PPA paragon movasys
 - EUR 2.8m IAS 38 amortization

P&L Development paragon – First six Months

EBITDA in EURm and in %

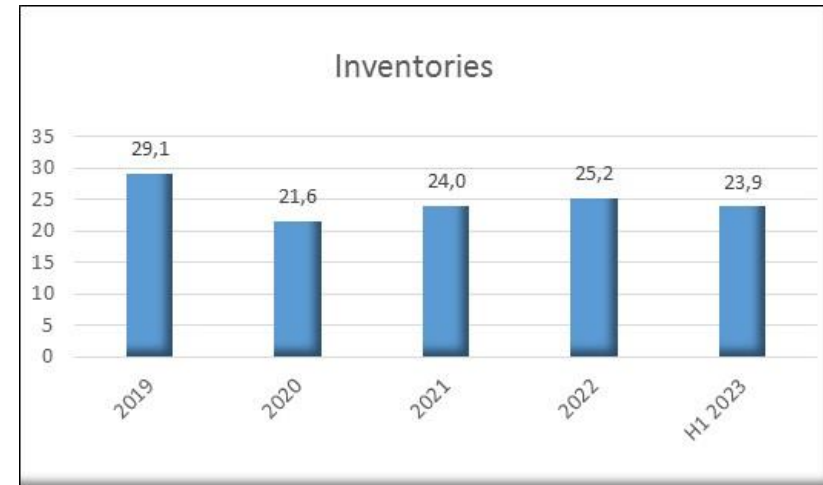


- EBITDA first six months 2023:
 - Continued operations: EUR 8.1m (+26% vs. H1/22)
 - paragon semvox: EUR 7.5m
 - Group level: EUR 15.7m
- EBITDA Full year 2022:
 - Continued operations: EUR 11.6m
 - paragon semvox: EUR 4.7m
 - Group level: EUR 16.3m
- H1 2023: Achieved EBITDA of continued operations amounts to 70% of Full Year 2022 EBITDA

Focus on Working Capital Management

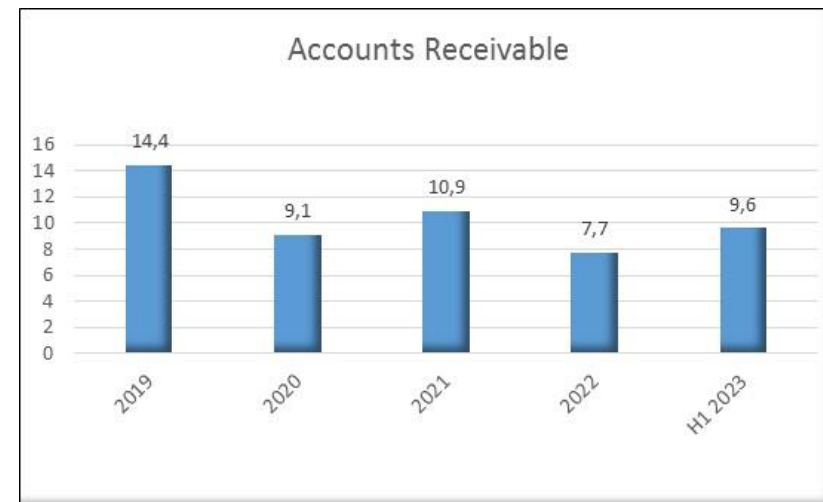
Inventories

- Reduced by EUR 1.3m or 5.2% compared to December 2022 due to results of inventory management
- Further activities ongoing



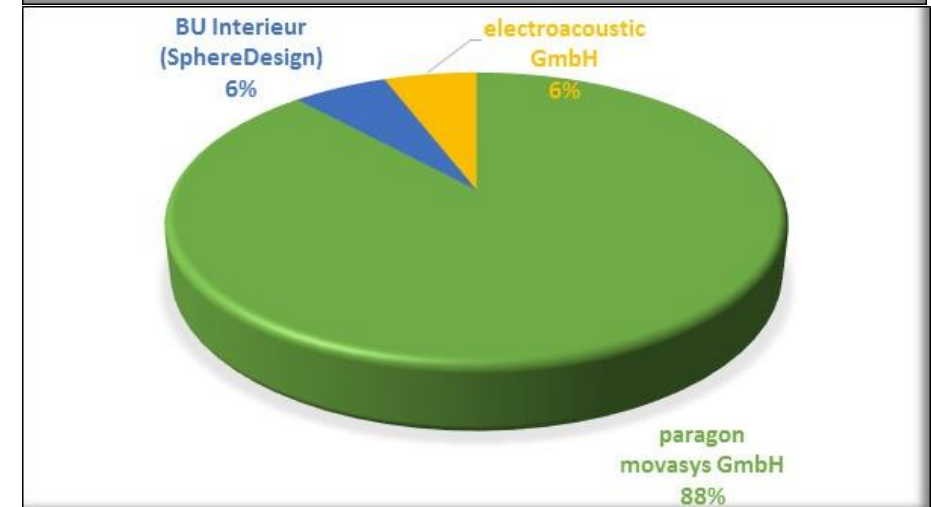
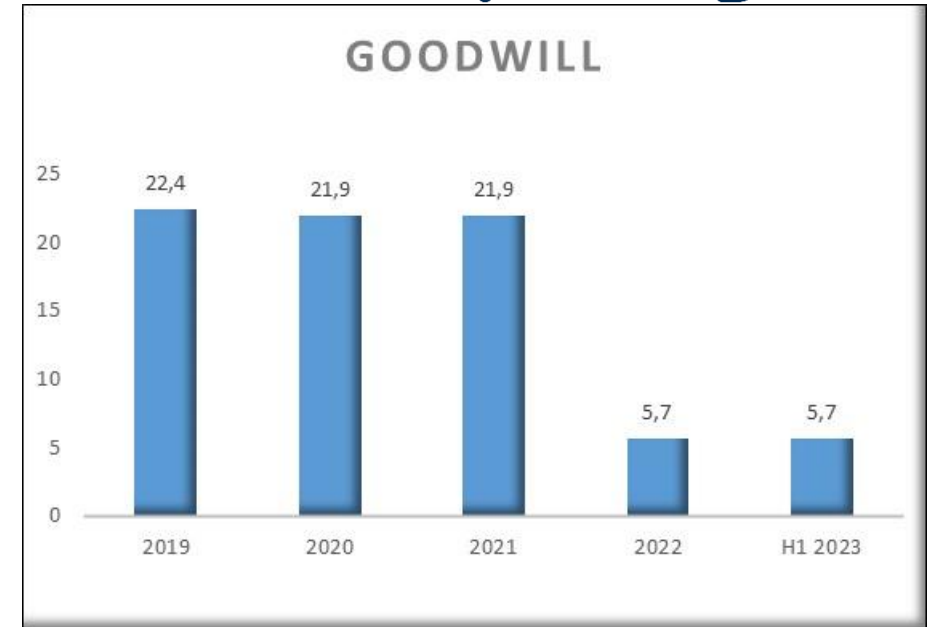
Accounts Receivable

- + EUR 2.2m or 24.7% compared to December 2022 due outstanding onetime payments from customers and increase of receivables in China with longer payment terms



Goodwill reduced

- Goodwill amounts to EUR 5.7m
- Goodwill related to paragon semvox GmbH (EUR 16.1m) (73.5%) sold to CARIAD SE
- Reduction of Goodwill by appr. $\frac{3}{4}$ (EUR 16.1m)
- EUR 5.1m relates to paragon movasys GmbH (largest BU)
- EUR 0.3m each are attributable to SphereDesign GmbH and paragon electroacoustic GmbH



Acquisitions in 2017 and 2018 were financed via Debt

THIS GLOBAL NOTE HAS NOT BEEN AND WILL NOT BE REGISTERED UNDER THE UNITED STATES SECURITIES ACT OF 1933, AS AMENDED (THE "SECURITIES ACT"). NEITHER THIS GLOBAL NOTE NOR ANY PORTION HEREOF MAY BE OFFERED OR SOLD DIRECTLY OR INDIRECTLY IN THE UNITED STATES OF AMERICA (INCLUDING THE STATES AND THE DISTRICT OF COLUMBIA) OR ITS TERRITORIES OR POSSESSIONS AND OTHER AREAS SUBJECT TO ITS JURISDICTION OR TO U.S. PERSONS, UNLESS AN EXEMPTION FROM THE REGISTRATION REQUIREMENTS OF THE SECURITIES ACT IS AVAILABLE.

ANY UNITED STATES PERSON (AS DEFINED IN THE INTERNAL REVENUE CODE OF THE UNITED STATES OF AMERICA) WHO HOLDS THIS OBLIGATION, DIRECTLY OR INDIRECTLY, WILL BE SUBJECT TO LIMITATIONS UNDER THE UNITED STATES INCOME TAX LAWS INCLUDING THE LIMITATIONS PROVIDED IN SECTIONS 165(j) AND 1287(a) OF THE INTERNAL REVENUE CODE OF THE UNITED STATES OF AMERICA.

DAUER-GLOBALURKUNDE

ISIN: DE000A2GSB86 / WKN: A2GSB8

der

paragon GmbH & Co. KGaA
(die „Emittentin“)

über

EUR 50.000.000,00
(in Worten: Euro fünfzig Millionen)

Inhaberschuldverschreibung von 2017/2027
eingeteilt in 50.000 Inhaberteilschuldverschreibungen zu je EUR 1.000,00.

Diese Globalurkunde verbrieft die Inhaberschuldverschreibung der paragon GmbH & Co. KGaA, Delbrück/Deutschland, gemäß den beigefügten Anleihebedingungen (in der Fassung der Beschlüsse der Gläubigerversammlung vom 10. März 2022).

Die Emittentin verpflichtet sich, nach Maßgabe der Anleihebedingungen an den Inhaber dieser Globalurkunde die hierauf nach den Anleihebedingungen zahlbaren Beträge zu zahlen. Die in dieser Globalurkunde verwendeten Begriffe haben die gleiche Bedeutung wie in den Anleihebedingungen.

Die jeweilige Valutierung der Global-Inhaberschuldverschreibung ergibt sich aus der jeweils aktuellen EDV-Dokumentation der Clearstream Banking AG, Frankfurt am Main.

Für die jeweilige Zinszahlung ist kein Sammel-(Global-)Zinsschein beigefügt. Der Inhaber dieser Urkunde ist berechtigt, die sich aus der Urkunde ergebenden Zinsansprüche zum jeweiligen Fälligkeitstermin geltend zu machen.

Die Gläubiger haben lediglich Miteigentumsanteile an dieser Globalurkunde über EUR 1.000,00 oder einem Mehrfachen davon.

Diese Globalurkunde unterliegt deutschem Recht.

Die Globalurkunde dient ausschließlich der Hinterlegung bei der Clearstream Banking AG, Frankfurt am Main. Ansprüche auf Lieferung von Einzelurkunden können für die gesamte Dauer der Laufzeit nicht geltend gemacht werden.

Delbrück, im Juni 2022

paragon GmbH & Co. KGaA
 (vertreten durch ihre persönlich haftende Gesellschafterin paragon GmbH)
 Klaus Dieter Frers
 (Geschäftsführer)

EU-#484678399-v1

Prospekt vom 4. April 2019

PARAGON

paragon GmbH & Co. KGaA
Delbrück, Bundesrepublik Deutschland

4 % Anleihe 2019 – 2024 von CHF 35'000'000

Name und Sitz der Emittentin	paragon GmbH & Co. KGaA, Artegastr. 1, 33129 Delbrück, Deutschland
Emissionsbetrag	CHF 35'000'000
Coupon	4 % p.a., zahlbar jährlich am 23. April, erstmals am 23. April 2020
Emissions- und Platzierungspreis	100,00 %. Der Lead Manager hat die Anleihe zum Preis von 100,00 % des Nennwertes (abzüglich Kommissionen) fest übernommen.
Laufzeit	5 Jahre, fest
Liberierung	23. April 2019
Rückzahlung	23. April 2024, zum Nennwert
Vorzeltige Rückzahlung	Issuer Call zu 102 % per 23. April 2022 und zu 101 % per 23. April 2023, sowie jederzeit zu 100 % aus Steuergründen, Clean-up Call zu 100 % (falls 20 % oder weniger als 20 % des Nominalwerts ausstehend).
Definitive Konditionen	Die definitiven Konditionen dieser Anleihe (Emissionsbetrag und Coupon) werden spätestens am 5. April 2019 festgelegt.
Zusicherungen	Pari-Passu-Klausel, Negativklausel (mit Ausnahmen), Verzugsklausel einschliesslich Cross-Default-Klausel (mit Ausnahmen), Kontrollwechselklausel, Financial Covenants (Mindesteigenkapitalquote, Ausschüttungsbeschränkung)
Stückelung	CHF 5'000 Nennwert und ein Mehrfaches davon
Verbriefung	Die Obligationen und alle damit verbundenen Rechte werden in einer Globalurkunde auf Dauer im Sinne von Art. 973c OR verbrieft. Dem Obligationär wird während der ganzen Laufzeit der Anleihe kein Recht auf Aushandigung einer Einzelurkunde eingeräumt.
Aufstockung	Die Emittentin behält sich das Recht vor, den Betrag dieser Anleihe jederzeit ohne Zustimmung der Obligationäre aufzustocken, durch Ausgabe weiterer mit dieser Basistranche fungibler Obligationen.
Kotierung / Handel	Die Zulassung der Obligationen dieser Anleihe zur offiziellen Kotierung an der SIX Swiss Exchange AG wird beantragt. Die provisorische Zulassung erfolgt am 23. April 2019. Letzter Handelstag ist vorbehaltlich einer vorzeitigen Rückzahlung der Anleihe der 19. April 2024.
Risiken	Potenzielle Investoren sollten sämtliche in diesem Prospekt enthaltenen Informationen und insbesondere die ab S. 7 dieses Prospektes aufgeführten Risikoinhalte unter Berücksichtigung ihrer finanziellen Situation, ihrer Anlagestrategie und -ziele sowie der weiteren relevanten Umstände sorgfältig prüfen.
Anwendbares Recht / Gerichtsstand	Schweizer Recht / Zürich
Verkaufsbeschränkungen	Insbesondere USA, U.S. Personen, Vereinigtes Königreich und Europäischer Wirtschaftsraum
Valor / ISIN / Ticker	41904110 / CH0419041105 / PAR19

Lead Manager
Helvetische Bank AG

Bond Report

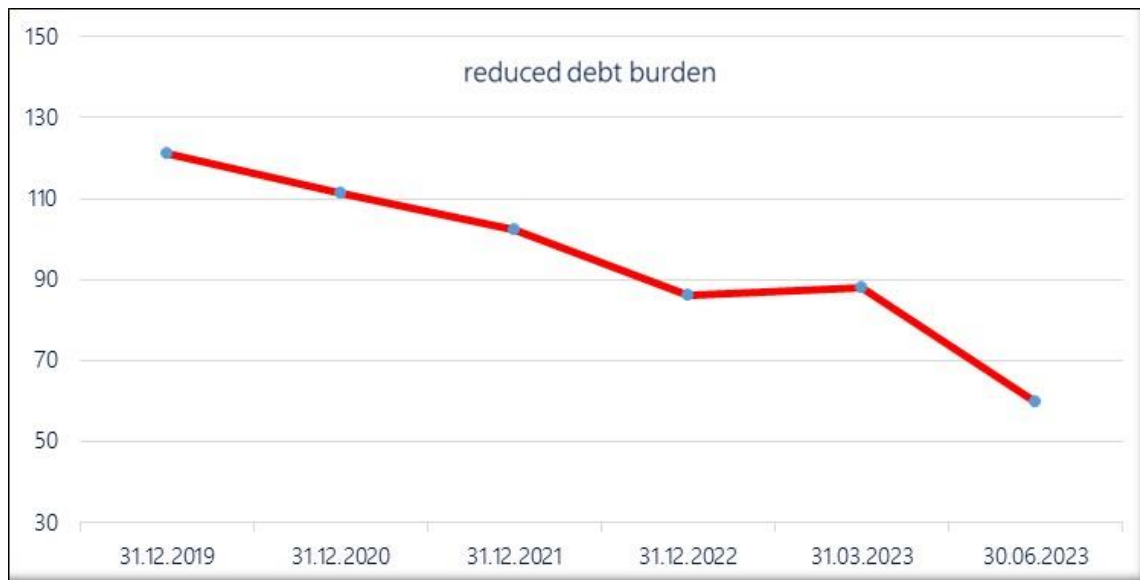
EUR-bond 2017/2027

- March 2022: 99.9% vote for prolongation until July 2027 reached
- Terms and conditions improved for the bondholders - Planning certainty achieved for paragon
- Volume reduced to EUR 45.2m in April 2023
- Interest rate dependent on EBITDA to debt level (bank loans plus bonds minus cash) “Net Leverage Ratio”
- Current interest rate of 9.25% is expected to decrease to 7.5% starting in January 2024

CHF-bond paid back in full

- Instalments in 2021 (CHF 5.25m) and 2022 (CHF 8.75m)
- Open volume end of December 2022 was CHF 21.0m
- Final repayment conducted on April 23, 2023
- CHF bond is history

Clear Strategy to Reduce Debt Burden



Net Debt in EURm

1

Net debt reduced from EUR 121.3m end of 2019 by over 50% to EUR 59.9m end of H1/2023

2

This is a reduction of EUR 61.4m in the last three and a half years. Average monthly reduction in the last 42 months was EUR 1.46m.

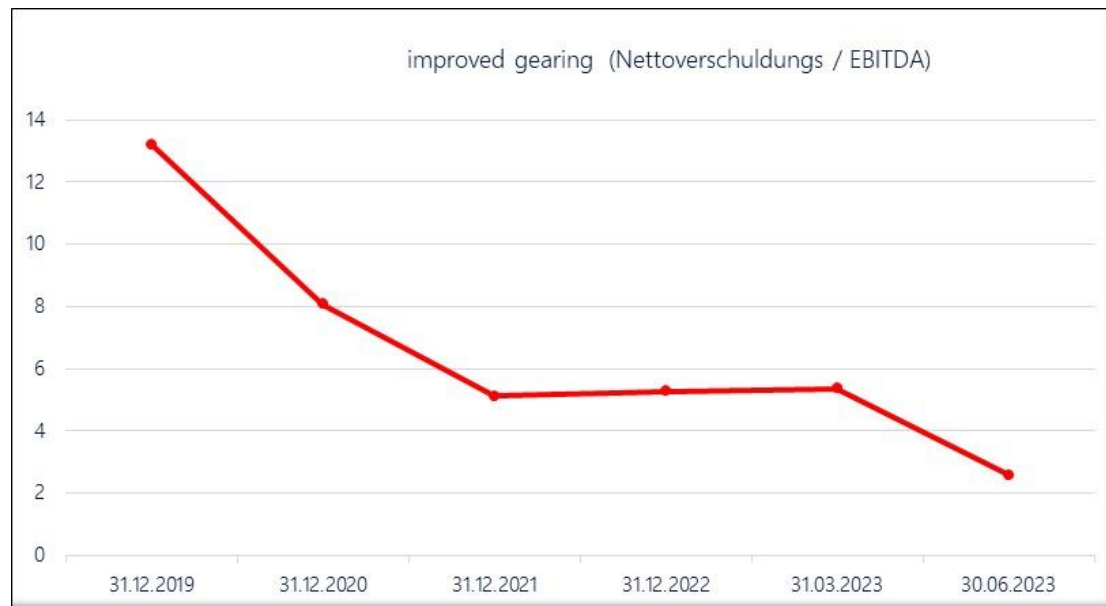
3

paragon will use the improved gearing ("Net Leverage Ratio") of 2.6 to restructure the debt in the upcoming months incl. bond repurchasing programs.

Actual Debt Structure as of June 30, 2023

– Long term loans for two own buildings:	EUR 7.0m (2 German banks)
– Long term loans for machines:	EUR 0.9m (2 German banks)
– Bond 2017-2027:	EUR 45.2m
– Usage of Overdraft credit facilities and accrued interests:	EUR 7.4m (3 German banks and 1 Chinese bank)
– <u>./. Cash at hand</u>	<u>./. EUR 0.6m</u>
Total debt ./. Cash:	EUR 59.9m

Improved Gearing will reduce Interest Costs



Gearing („net Leverage Ratio“)



1

Gearing (“Net Leverage Ratio”) improved due to reduced debt level and improved profitability from 13.2 to 2.6 in the last 42 months.

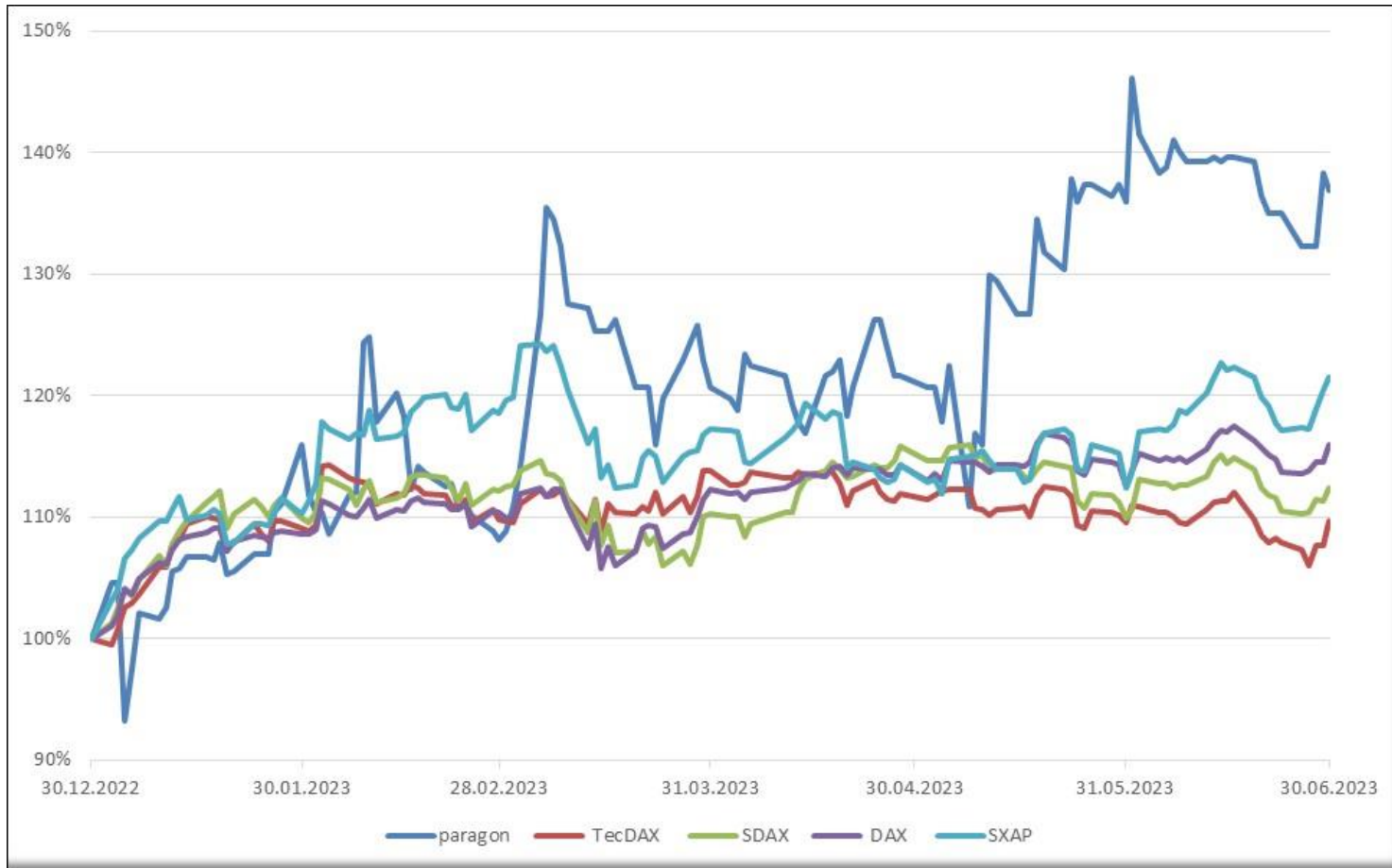
2

Bond terms define “net debt” as bank loans plus bonds plus accrued interests minus cash.

3

Interest rate of bond depends on gearing. Rate <2.5 will lead to an interest rate of 7.5%.

Share Performance



Highlights:

- Closing price March 31, 2023: 5.20 EUR
- Closing price June 30, 2023: 5.90 EUR
- Market capitalization: EUR 26.7m
- +36.9% in first half 2023
- Further increase necessary

Actual Research Reports show High Upside Potential

paragon Group

Auto Parts / Germany

FY22/Q1 23 results: Decent operational activity, financial health restored

German automotive group with Chinese exposure - 05/07/2023

Change in Target Price

€ 17.1 vs 17.0 **+0.25%**

paragon Group published its FY22 results after the Q1 23 results to take into account the closing of the sale of paragon semvox, raising around €40m. This situation leads to a modification in our 2022 EPS as the digital assistance BU is accounted as a discontinued operation.

The proceeds were used to repay the CHF bond in April 2023 and the remainder should be used for the partial repayment of the €50m EUR bond this year. Net debt is thus expected to be halved from €102m in 2022 to €54m in 2023 according to our estimates. This reduction in net debt should make the company more attractive from a financial standpoint in that it gains more room for maneuver.

The revenue loss from the sale of semvox should be recouped this year with sales expected to be €170m thanks to decent growth across all the business units; this was already evident at the Q1 23 stage (+14.6% vs Q1 22 to €44.7m).

Overall, our target price slightly increases with the positive effects from a reduced negative cash flow impact being largely offset by a decrease in the 2022 EBITDA.

Change in EPS

2023 : € 0.87 vs 1.13 **-23.1%**
2024 : € 2.08 vs 1.99 **+4.39%**

The 2022 EPS has seen the €4.7m negative impact on EBITDA from the sale of semvox as well as the €3.4m of one-time negative effects (FX loss, losses on the sale of real estate etc.) which had not previously been accounted for.

The 2023 EPS now looks likely to come in slightly lower than we had expected following the release of the EBITDA guidance of €20-25m for 2023. We have thus

Change in NAV

€ 17.3 vs 19.0 **-8.57%**

Our NAV decreases because of a lower valuation for the Electronics business (representing 96% of our NAV value) based on an EV/EBITDA multiple. The 2022 EBITDA has effectively been negatively impacted to the tune of €4.7m by the disposal of the semvox business as well as one-time effects totaling €3.4m (FX loss, losses on the sale of real estate etc.)

Change in DCF

€ 29.0 vs 28.0 **+3.58%**

Our DCF has increased due to lower forecast CAPEX and change in WCR than previously anticipated following the sale of paragon semvox. This reduced negative impact on FCF more than offsets the lower operating cash flow in 2022 due to this sale.

Baader Europe

Buy Upside : **188%**

Target Price (6 months) € 17.1

Share Price € 5.94

Market Cap.€M 28.9

Price Momentum **STRONG**

Extremes 12Months 3.74 ▶ 6.30

Fundamental Strength 0

Bloomberg PGN GY Equity

Reuters PGNNG.DE

[Download Full Analysis](#) [Company Page](#)

Analyst: Alexandre DESPREZ

Equity Sales EquitySales@baaderbank.de

Frankfurt +49 69 1388 1357
London +44 20 7054 7100
Munich +49 89 5150 1850
Zurich +41 43 388 9200
New York +1 212 935 5150

PERF	1w	1m	3m	12m
paragon Group	4.21%	-2.62%	18.0%	37.2%
Autos	2.70%	3.80%	8.69%	38.1%
SOXX Index	1.89%	-0.03%	2.25%	15.8%

Sector Opinion Underweight

Strongest upside paragon Group

Worst potential BMW

[Complete Sector Analysis](#)

Last updated: 05/07/2023	12/22A	12/23E	12/24E	12/25E
Adjusted P/E (x)	-2.65	6.82	2.86	2.27
Dividend yield (%)	0.00	0.00	0.00	0.00
EV/EBITDA (x)	10.8	3.43	2.22	1.56
Adjusted EPS (€)	-1.84	0.87	2.08	2.61
Growth in EPS (%)	n/a	n/a	139	25.7
Dividend (€)	0.00	0.00	0.00	0.00
Sales (€M)	160	170	188	207
EBITDA/R margin (%)	7.21	14.2	16.7	16.6
Attributable net profit (€M)	-3.37	1.94	7.41	9.83
ROE (after tax) (%)	-170	18.7	28.1	24.4
Gearing (%)	na	308	145	68.6

[Company Valuation](#) - [Company Financials](#)

Target: EUR 17.1/share

DCF value: EUR 23.8/share

EDISON

paragon

Radically improving the investment case

So far in 2023 paragon has sold its semvox subsidiary, fully redeemed its Swiss franc (CHF) bond and is preparing for the remainder of the accelerated €25m Eurobond partial redemption, while delivering positive Q123 results. Once the Eurobond payment is complete, investors' focus should return to the equity investment case. Risk reduction of the business model and a clear growth strategy still appear underrated by the market.

Year end	Revenue (€m)	PBT* (€m)	EPS* (€)	DPS (€)	PIE (x)	Yield (%)
12/21**	135.4	(3.5)	0.72	0.0	8.0	N/A
12/22**	160.3	(7.9)	(1.15)	0.0	N/A	N/A
12/23e	173.7	6.5	1.14	0.0	5.1	N/A
12/24e	195.9	12.2	1.82	0.0	3.2	N/A

Note: *PBT and EPS are normalised, excluding amortisation of acquired intangibles, exceptional items and share-based payments. **Continuing - restated for paragon semvox discontinued in FY21/FY22.

Q123 trading performance shows further progress

Q123 trading performance saw good revenue growth (+15%) with stable EBITDA and slightly negative net cash flow. Management has retained guidance for full year revenues of c €170m delivering EBITDA in the €20-25m range and we maintain our estimates. However, net interest should fall significantly from H223, enhancing our EPS estimates for both FY23 and FY24 by around 50%. With a 22% increase in the five-year booked business to €761m at the start of the year and subsequent additional order intake, paragon looks well set to deliver its growth strategy.

the final CHF21m bond redemption, as well as the buyback of €4.8m nominal of the Eurobond in April. That leaves a further €20.2m nominal to be redeemed by January from the accelerated payments triggered by the deal. The successful rapid deleveraging of the balance sheet should immediately reduce interest payable, enhance EPS by c 50% and leave the company's investment case in an increasingly positive place.

Valuation: Debt reduction yet to be reflected

While the shares and Eurobond have continued to trade at higher levels, we believe the equity rating does not reflect paragon's substantial progress. With a leverage ratio of c 2x by the year end, paragon will, for the first time in a long time, be an equity investment story unencumbered by excess debt. Despite an increase in the weighted average cost of capital (WACC) due to the increased equity value, our discounted cash flow (DCF) valuation stands at €23.8/share (€26.6/share previously), although the equity risk premium of 10% should probably be reduced once the Eurobond redemption completes. The €23.8 value would represent a multiple of just 13.1x FY24e EPS.

Q123 results and bond redemptions

Automobiles and parts

21 June 2023

Price **€5.76**

Market cap **€26m**

Adjusted net debt (€m) at 31 March 2023 88.1 (excludes leases €15.2m)

Shares in issue 4.5m

Free float 50.7%

Code PGN

Primary exchange Frankfurt Xetra

Secondary exchange NIA

Share price performance

	1m	3m	12m
%			
Abs	1.1	8.3	21.8
Rel (local)	2.1	0.4	0.3

52-week high/low €6.38 €3.65

Business description

Based in Dierbrück, Germany, paragon designs and supplies automotive electronics and solutions, selling directly to OEMs, including sensors, interior, body kinematics and power. It has production facilities in Germany, Croatia and China.

Next events

H1 results September 2023

Q3 results November 2023

Analysts

Andy Chambers +44 (0)20 3077 5700

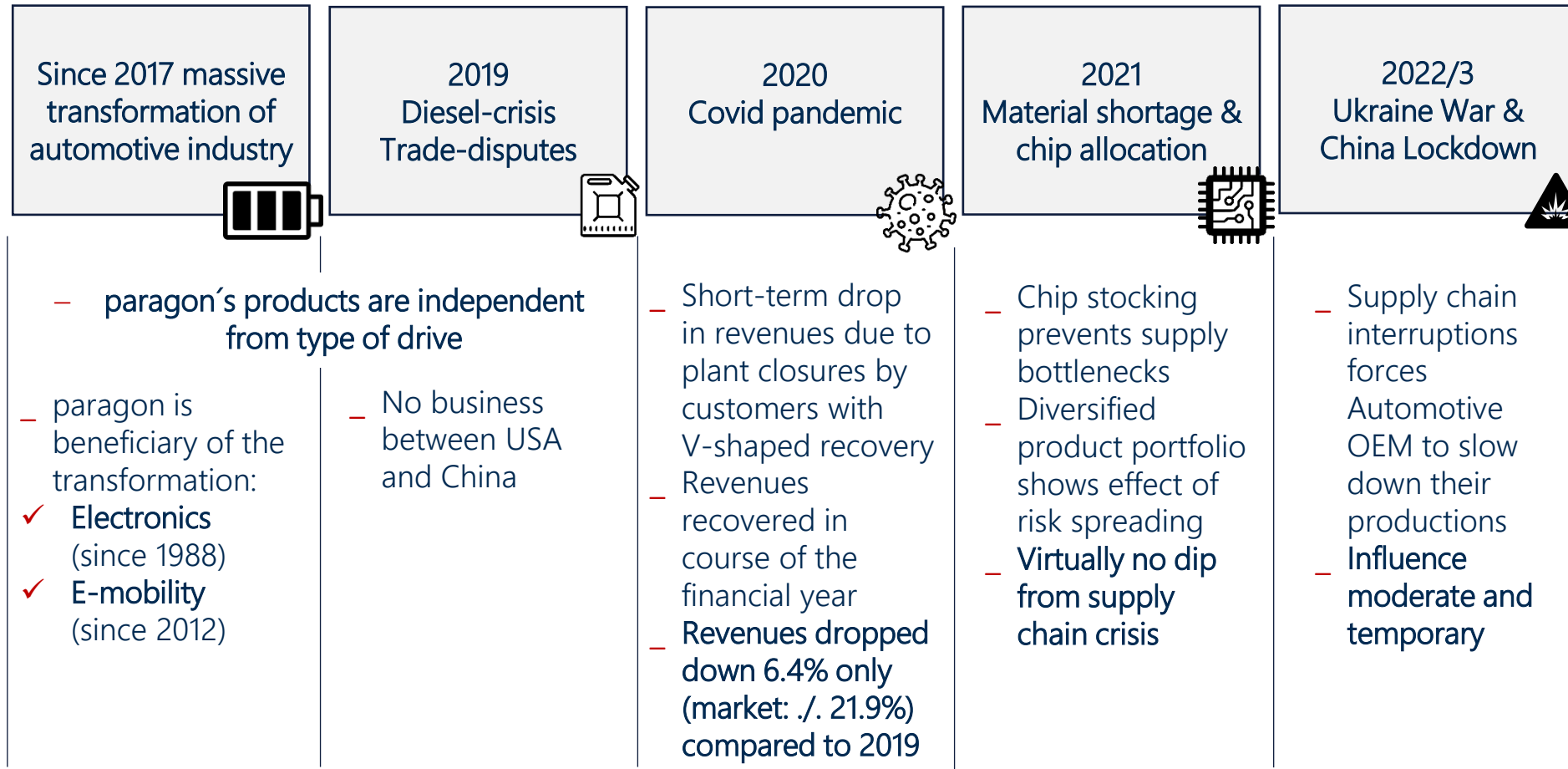
Natalya Davies +44 (0)20 3077 5700

industryinfo@edisongroup.com

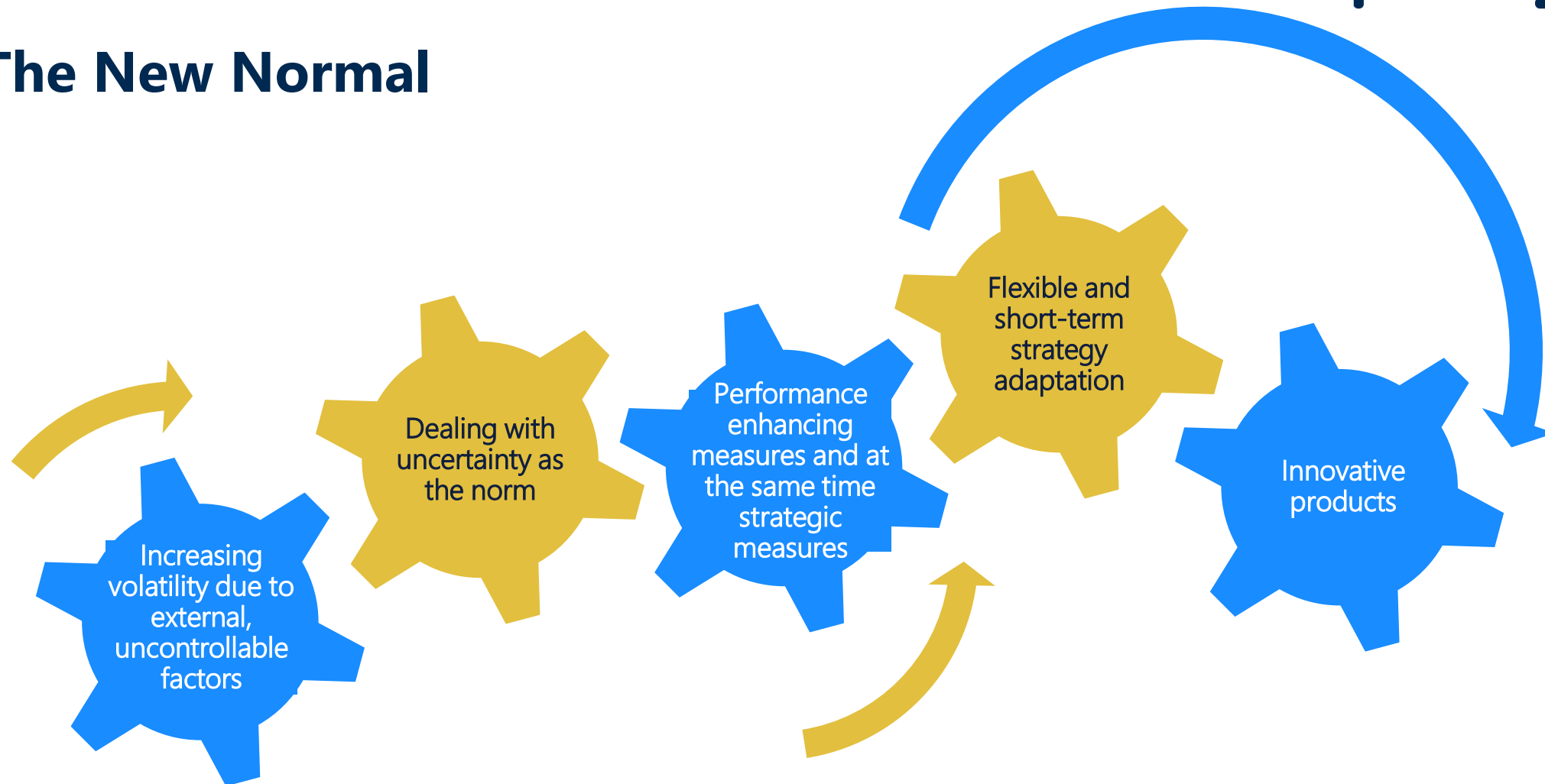
[Edison profile page](#)

paragonparagon is a research client of Edison Investment Research Limited

Crises come and go - paragon is here to Stay

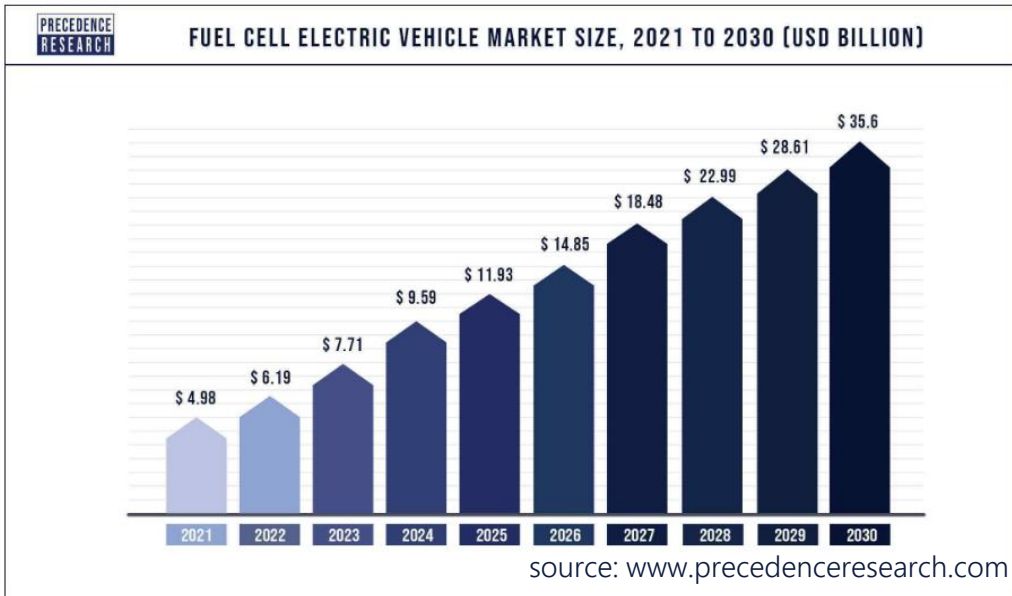


The New Normal

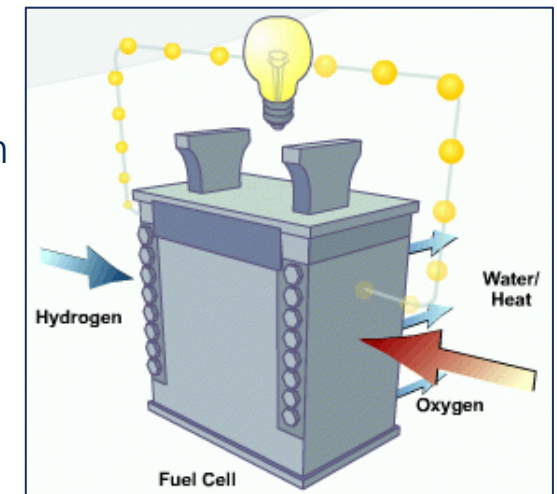


Fuel Cell Market grows while Major Challenges remain unsolved

- Fuel cells (FC) enable carbon neutral mobility for long haul and heavy duty applications (trucks, buses, mining,...), as well as larger passenger cars (SUV, pick-up)
- CAGR of >50% foreseen until 2030



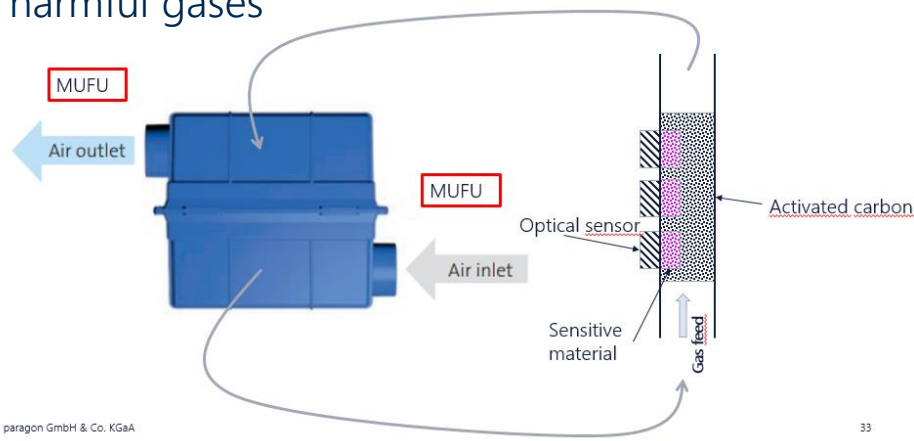
- FC converts hydrogen (from hydrogen fuel tank) and oxygen (from surrounding air) to electricity for the powertrain with exhaust being only pure water
- Robustness of FC is lower than ICE, so it needs to be protected even from low concentrations (1-digit ppb's) of various harmful gases to avoid irreversible damage (severe loss of power), such as...
 - NH₃ (from agriculture or urea injection)
 - NO_x or SO₂ (exhaust from ICE and industry)



New Sensors for Fuel Cell Protection

Sensor for Cathode Air filter

- Cathode air filter protects FC from harmful gases
- Filter lifetime varies significantly based on quality and pollution of surrounding air
- Sensor for Cathode Air Filter enables maintenance on demand to reduce cost, increase vehicle availability and sustainability based on cumulative measurement of harmful gases



paragon GmbH & Co. KGaA

33

SO₂-Sensor for Fuel Cell

- Realtime measurement of SO₂
- Alerts FC control unit in case of critical concentration of harmful gas in surrounding air
- Allows FC to shut down temporarily to protect it from damage (vehicle to run short term on battery)



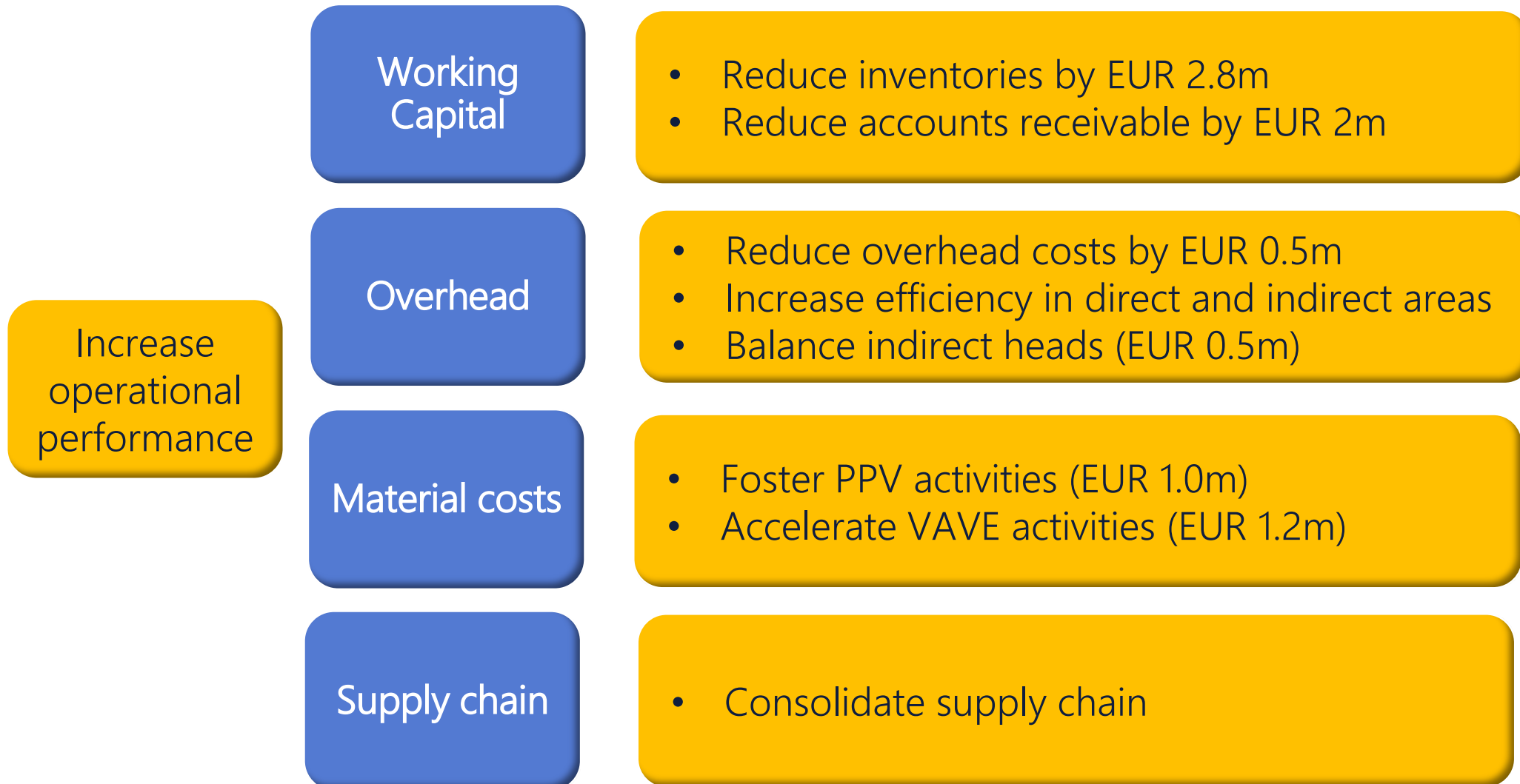
Top 5 Objectives for the next twelve Months



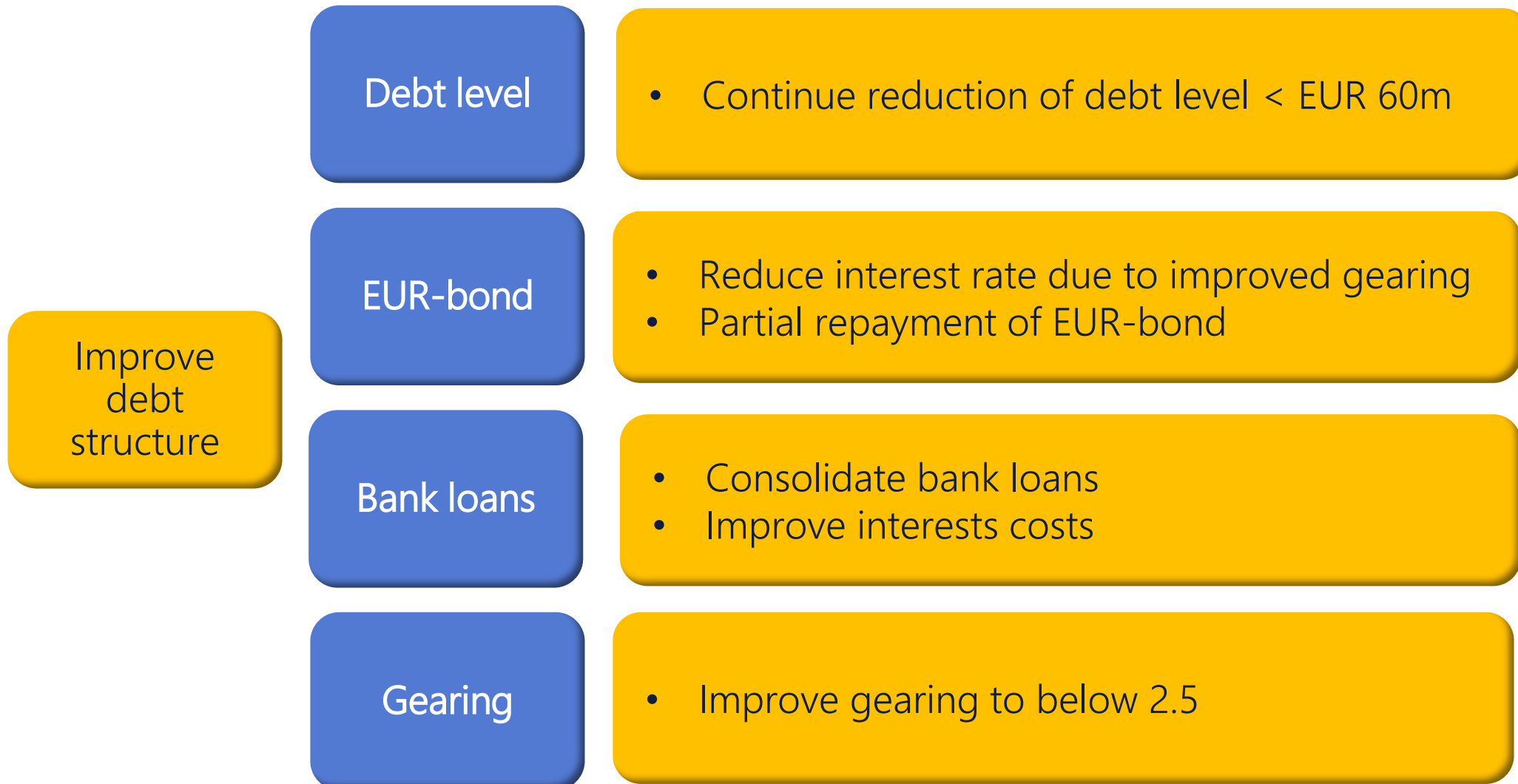
Top 5 Objectives for the next twelve Months



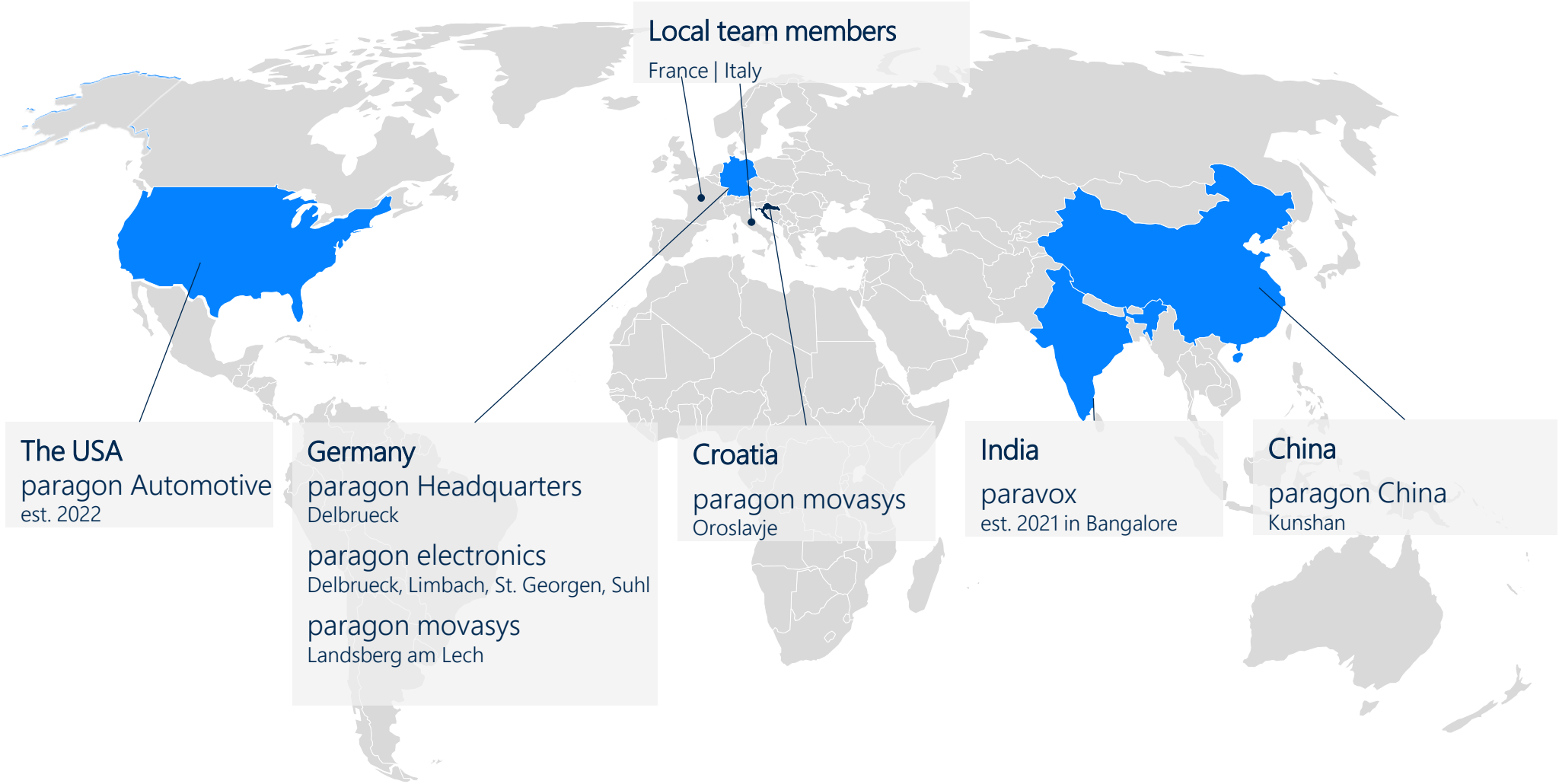
Top 5 Objectives for the next twelve Months



Top 5 Objectives for the next twelve Months




Global Footprint



Top 5 Objectives for the next twelve Months



Locations in Germany



DELBRUECK
Sensors, Kinematics,
Interior

Icons: Factory, Document, Flask



LIMBACH
Interior

Icons: Factory, Document, Flask

★ Headquarters

🧪 R&D


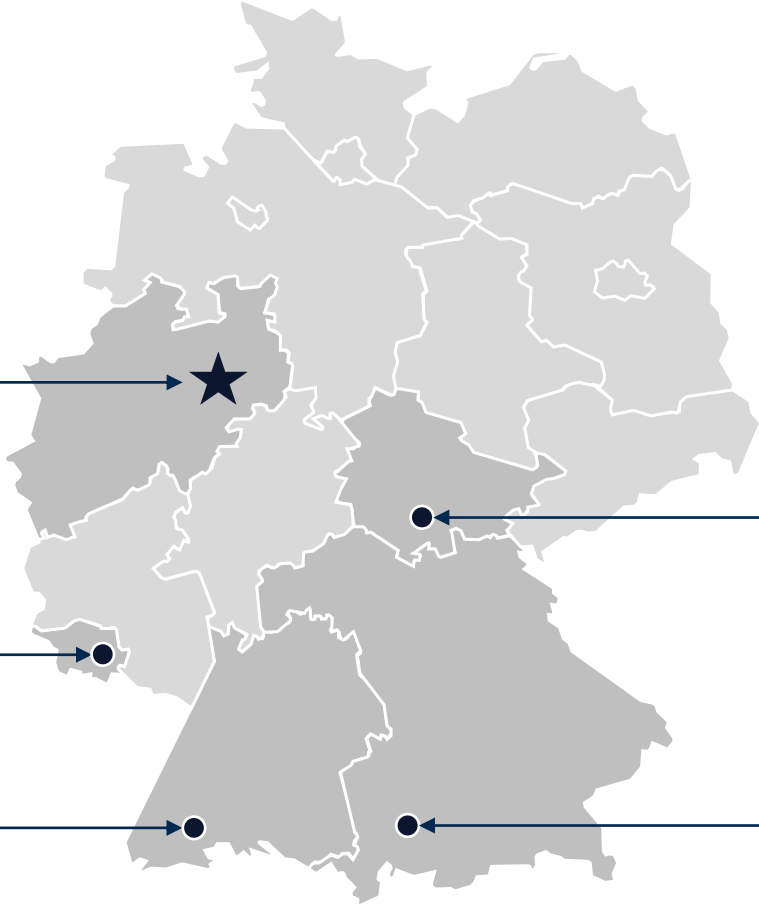
📄 Administration & Sales

🏭 Production



ST. GEORGEN
Interior

Icon: Factory



SUHL
Sensors, Interior

Icons: Flask, Factory



LANDSBERG AM LECH
Kinematics

Icons: Factory, Document, Flask

Top 5 Objectives for the next twelve Months



Forecast for 2023 confirmed

Revenues 2023e

approx. EUR 170m
(revenues 2022: EUR 160.3m)
+6.1%

EBITDA 2023e

EUR 20 to 25m
(at group level)

Summary

1. Revenues H1/2023 up by 7.3% => Forecast confirmed
2. Sale of paragon semvox GmbH to CARIAD SE finalized
3. Complete Swiss bond incl. 10% of EUR-bond paid back => Substantial debt reduction
4. semvox-revenues are replaced due to growth of remaining business units already in 2023 => stable organic growth

Financial Calendar

August 21, 2023	Group Interim Report as of June 30, 2023 – First Half-Year
August 24, 2023	Earnings Call (H1 2023)
September 4, 2023	Equity Forum Fall Conference, Frankfurt am Main
November 1, 2023	Equity Forum (Deutsche Börse), Frankfurt am Main
November 13, 2023	Group Interim Report as of September 30, 2023 – Nine-Month

Thank you for your attention.

Please do not hesitate to directly contact Dr. Martin Esser or Klaus Frers in case of further questions.

Founder and CEO

Klaus Dieter Frers
klaus.frers@paragon.ag

+49 5250 9762-100

Chief Financial Officer

Dr. Martin Esser
martin.esser@paragon.ag

+49 5250 9762-200



PARAGON®

paragon GmbH & Co. KGaA
Bösendamm 11
33129 Delbrück
Tel.: +49 (0) 5250 9762 - 0
E-Mail: info@paragon.ag