



**STRÖER**



**Ströer Q1 2026**  
**Bernstein 21<sup>st</sup> Annual Nice Conference 2026**

May 21, 2026 | Ströer SE & Co. KGaA

# Agenda



**Group Update**



**Financials**



**Outlook & Financial  
Calendar**



# Results Q1 2026

m€		Q1 2025	Q1 2026	▲
Revenues	Reported growth	475.5	495.6	+4%
	Organic growth <sup>(1)</sup>	+3.8%	+1.1%	-2.7%pts
EBITDA (adjusted)		117.4	119.3	+2%
EBIT (adjusted)		39.7	41.7	+5%
Net income (adjusted) <sup>(2)</sup>		16.2	17.6	+9%
Free Cash Flow (adjusted)		-35.1	-9.7	+72%
Capex <sup>(3)</sup>		17.9	16.5	-8%

<sup>(1)</sup> Excluding exchange rate effects and effects from (de)consolidation and discontinuation of operations

<sup>(2)</sup> Adjusted for exceptional items and additional other reconciling factors in D&A (PPA related amortization and impairment losses), in financial result and in income taxes

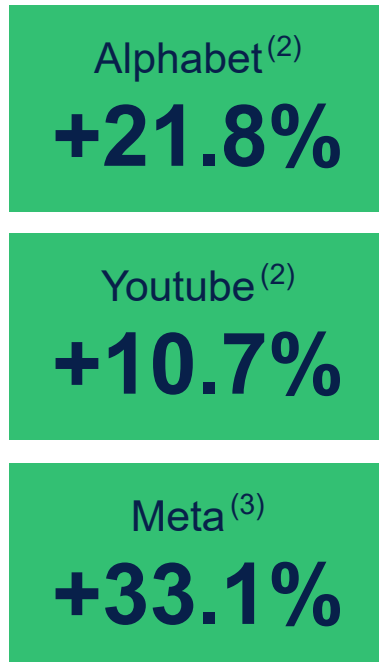
<sup>(3)</sup> Investments (before M&A)

<sup>(4)</sup> After minorities

# Q1 2026 Market Dynamics

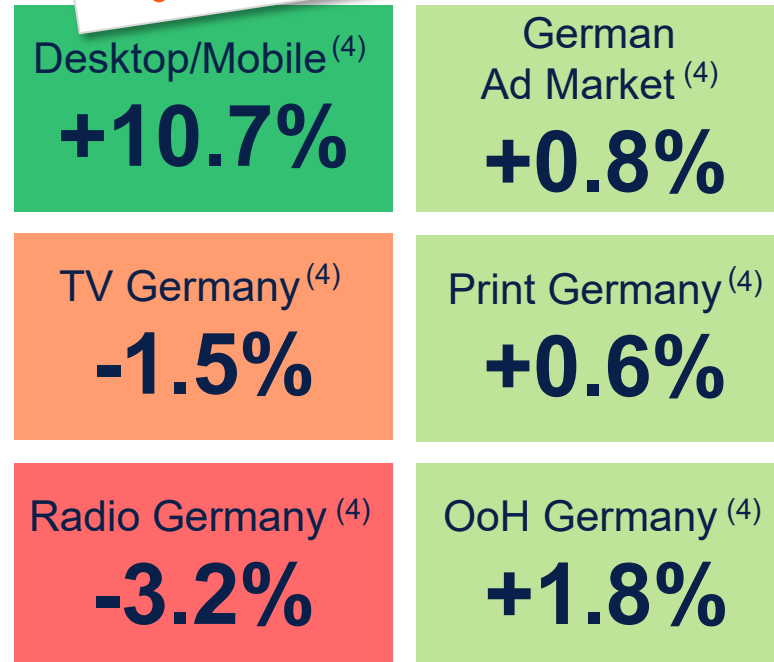
## Global Points of Reference

### Reported Net Revenues



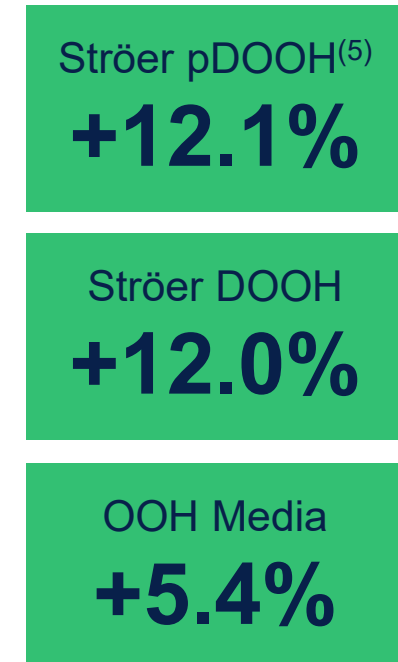
## Local German Peers

**Gross numbers! Inflated by ~6-7%-points vs. net revenues<sup>(1)</sup>**



## Ströer Core Business

### Reported Net Revenues



<sup>(1)</sup>Internal estimates & ZAW; <sup>(2)</sup>Alphabet IR; <sup>(3)</sup>Meta; <sup>(4)</sup>Nielsen Numbers (gross) for Q1 2026; <sup>(5)</sup>Programmatic DOOH

# Agenda



1

Group Update



2

Financials



3

Outlook & Financial  
Calendar



# Preliminary Profit and Loss Statement Q1 2026

m€	Q1 2025	Q1 2026	▲
<b>Revenues</b>	<b>475.5</b>	<b>495.6</b>	<b>+4%</b>
Organic growth	+3.8%	+1.1%	-2.7%pts
<b>EBITDA (adjusted)</b>	<b>117.4</b>	<b>119.3</b>	<b>+2%</b>
Exceptional items	-2.5	-9.2	<-100%
<b>EBITDA</b>	<b>114.9</b>	<b>110.1</b>	<b>-4%</b>
Depreciation & Amortization <sup>(1)</sup>	-81.3	-80.5	+1%
<b>EBIT</b>	<b>33.5</b>	<b>29.6</b>	<b>-12%</b>
Financial result <sup>(1)</sup>	-15.4	-17.0	-11%
<b>EBT</b>	<b>18.2</b>	<b>12.6</b>	<b>-31%</b>
Tax result <sup>(2)</sup>	-5.4	-3.8	+31%
<b>Net Income</b>	<b>12.7</b>	<b>8.8</b>	<b>-31%</b>
Adjustments <sup>(3)</sup>	3.5	8.8	>+100%
<b>Net Income (adjusted)</b>	<b>16.2</b>	<b>17.6</b>	<b>+9%</b>

<sup>(1)</sup> Thereof attributable to IFRS 16 in D&A 53.4m€ (PY: 52.8m€) and in financial result 7.6m€ (PY: 7.6m€)

<sup>(2)</sup> Tax rate according to IFRS is 29.9% (PY: 29.9%)

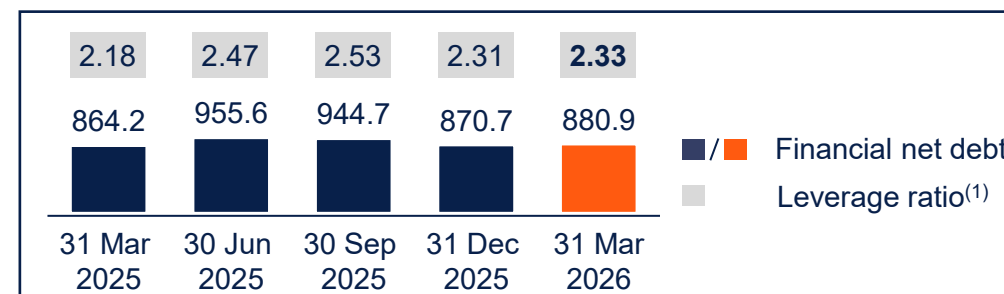
<sup>(3)</sup> Adjusted for exceptional items (+9.2m€) and additional other reconciling factors in D&A (PPA related amortization and impairment losses, +2.9m€), in financial result (+0.5m€) and in income taxes (-3.8m€)

# Free Cash Flow Perspective Q1 2026

m€	Q1 2025	Q1 2026
<b>EBITDA (adjusted)</b>	<b>117.4</b>	<b>119.3</b>
- Exceptional items	-2.5	-9.2
<b>EBITDA</b>	<b>114.9</b>	<b>110.1</b>
- Interest	-11.7	-12.0
- Tax	-14.7	-13.4
-/+ WC	-37.9	-12.1
-/+ Others	-11.2	-8.6
<b>Operating Cash Flow</b>	<b>39.3</b>	<b>64.0</b>
<b>Investments (before M&amp;A)</b>	<b>-17.9</b>	<b>-16.5</b>
<b>Free Cash Flow (before M&amp;A)</b>	<b>21.4</b>	<b>47.4</b>
Lease liability repayments (IFRS 16) <sup>(2)</sup>	-56.5	-57.1
<b>Free Cash Flow (adjusted)<sup>(3)</sup></b>	<b>-35.1</b>	<b>-9.7</b>

## Comment

- Q1 Cash Flow significantly higher than in PY period despite slightly lower earnings contribution
- Free Cash Flow improvement compared to PY mainly driven by better Working Capital development as interest, taxes and lease repayments roughly on PY level
- Working Capital follows seasonality with negative effect in Q1, but improved compared to Q1/2025
- Continued low investment level
- Bank Leverage ratio<sup>(1)</sup> increased compared to PY due to higher net debt



<sup>(1)</sup> Net debt and adj. EBITDA of last 12 month adjusted for IFRS 16

<sup>(2)</sup> Part of Cash Flow from financing activities

<sup>(3)</sup> Before M&A and incl. IFRS 16 lease liability repayments

# Segment Perspective – OoH Media

m€	Q1 2025	Q1 2026	▲
<b>Segment revenue, thereof</b>	<b>209.8</b>	<b>221.0</b>	<b>+5.4%</b>
OOH	115.2	114.5	-0.6%
DOOH	81.3	91.1	+12.0%
Services	13.3	15.5	+16.6%
<b>EBITDA (adjusted)</b>	<b>86.3</b>	<b>96.6</b>	<b>+11.9%</b>
<b>EBITDA margin (adjusted)</b>	<b>41.1%</b>	<b>43.7%</b>	<b>+2.6%pts</b>
<b>EBITDA (adjusted) before IFRS 16</b>	<b>33.4</b>	<b>44.4</b>	<b>+32.7%</b>
<b>EBITDA margin (adjusted) before IFRS 16</b>	<b>15.9%</b>	<b>20.1%</b>	<b>+4.1%pts</b>

## Comment

- OoH Media with single-digit revenue and double-digit earnings growth
- Revenue growth mainly driven by DOOH, particularly programmatic, including the effect from “The Whale” at Hamburg Central Station with a strong start
- Overproportional growth in EBITDA (adj.) leads to margin improvement of nearly three percentage points

# Segment Perspective – Digital & Dialog Media

m€	Q1 2025	Q1 2026	▲
<b>Segment revenue, thereof</b>	<b>206.2</b>	<b>231.0</b>	<b>+12.0%</b>
Digital	98.1	94.8	-3.4%
Dialog	108.1	136.2	+26.0%
<b>EBITDA (adjusted)</b>	<b>28.0</b>	<b>26.8</b>	<b>-4.1%</b>
<b>EBITDA margin (adjusted)</b>	<b>13.6%</b>	<b>11.6%</b>	<b>-2.0%pts</b>

## Comment

- Dialog in Q1 with double-digit growth rate driven by Call Center; organic growth +8.5%
- Slight revenue decline in Digital (online advertising, PPV and content) as positive PPV performance could not offset lower revenues in online Media in Q1
- EBITDA (adj.) and margin below PY level due to a revenue-driven earnings reduction at content

# Segment Perspective – DaaS & E-Commerce

m€	Q1 2025	Q1 2026	▲
<b>Segment revenue, thereof</b>	<b>90.9</b>	<b>78.6</b>	<b>-13.5%</b>
Data as a Service	42.2	36.8	-12.7%
E-Commerce	48.7	41.7	-14.2%
<b>EBITDA (adjusted)</b>	<b>11.4</b>	<b>5.7</b>	<b>-50.2%</b>
<b>EBITDA margin (adjusted)</b>	<b>12.5%</b>	<b>7.2%</b>	<b>-5.3%pts</b>

## Comment

- Statista revenue in Q1 below PY; organic revenue decline of -3.7% adjusted for the sale of strategy and consulting unit and negative currency effect
- Sales decline at Asam compared to PY due to continued subdued consumer spending in Germany
- EBITDA (adj.) and margin declined in Q1

# Agenda



**Group Update**



**Financials**



**Outlook & Financial  
Calendar**



# Outlook & Current Trading Momentum

- **Q2 2026:** Based on the current status of our orderbook and forecast we expect
  - OoH Media sales should continue to grow at the same pace as in Q1 2026
  - Digital & Dialog Media with sales growth broadly in line with Q1 2026 developments
  - DaaS & E-Commerce sales with single digit decline mainly due to the disposal of Statista strategy/consulting unit

# Financial Calendar 2026

## Q1 2026

**March 5**  
Publication of  
Preliminary Figures  
2025

**March 23**  
Annual Financial  
Report

## Q2 2026


**May 12**  
Publication of  
Q1 Quarterly Statement

## Q3 2026

**August 13**  
Publication of  
Q2 / H1 Statement

## Q4 2026

**November 12**  
Publication of  
Q3 Quarterly Statement



**OOH**

# Disclaimer

This presentation contains “forward looking statements” regarding Ströer SE & Co. KGaA (“Ströer”) or the Ströer Group, including opinions, estimates and projections regarding Ströer’s or the Ströer Group’s financial position, business strategy, plans and objectives of management and future operations.

Such forward looking statements involve known and unknown risks, uncertainties and other important factors that could cause the actual results, performance or achievements of Ströer or the Ströer Group to be materially different from future results, performance or achievements expressed or implied by such forward looking statements.

These forward looking statements speak only as of the date of this presentation release and are based on numerous assumptions which may or may not prove to be correct. No representation or warranty, express or implied, is made by Ströer with respect to the fairness, completeness, correctness, reasonableness or accuracy of any information and opinions contained herein.

The information in this presentation is subject to change without notice, it may be incomplete or condensed, and it may not contain all material information concerning Ströer or the Ströer Group. Ströer undertakes no obligation to publicly update or revise any forward looking statements or other information stated herein, whether as a result of new information, future events or otherwise.