



INVESTOR PRESENTATION

SECURING TOMORROW

May 2024

TAKING RESPONSIBILITY IN A CHANGING WORLD



Content

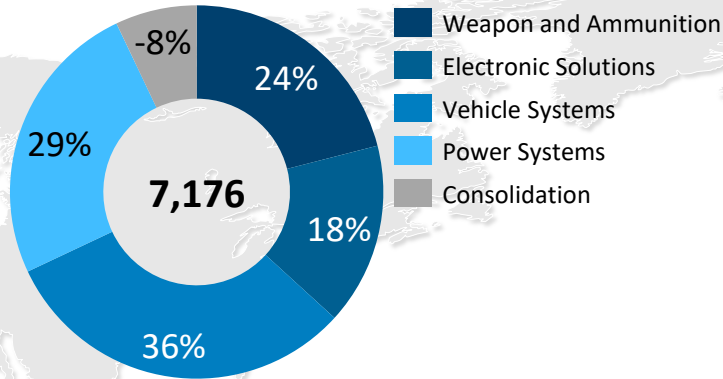
1	Rheinmetall at a glance	
2	Market & Drivers	7
3	Four segments under one roof	42
4	Financials	51
5	Outlook	58
6	Appendix	65

Rheinmetall at a glance

Selected key business highlights

Sales by segment

In €m

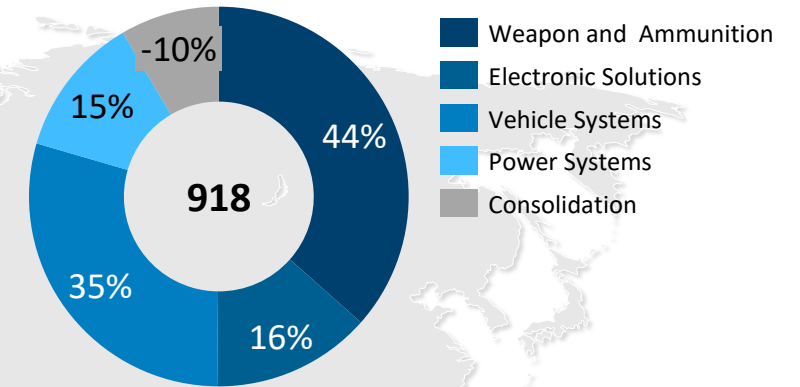


Business Model

- Defence system house with broad innovative product portfolio for land based operations
- Leading global Tier 1 automotive supplier with high-tech products for all powertrains (ICE, EV, FC)

Result by segment

In €m



Market Driver

- Increasing demand for security due to geopolitical power shifts and constantly changing conflict situations
- Megatrend clean mobility supported by stricter regulation

Rheinmetall at a glance

Four segments under one roof

RHEINMETALL GROUP Holding



Weapon and Ammunition

- Mid & Large Caliber Ammo
- Mid & Large Caliber Weapons
- Explosives & Propulsions
- Protection Systems



Electronic Solutions

- Integrated Electronic Systems
- Air Defence & Radar Systems
- Avionics
- Other Projects



Vehicles Systems

- Tactical Vehicles
- Logistic Vehicles



Power Systems

- Air management
- Thermal management
- Electrification & Digitalisation
- Hydrogen
- Aftermarket
- Bearings
- Castings & (50:50 JV)
- Invent

Rheinmetall at a glance

Next steps of our strategic vision implemented



TRANSFORMATION




SEGMENT STRUCTURE UPDATED

- New civil segment “Power Systems”



GROWTH



Accelerated growth becomes tangible

- Super cycle 2.0 in full swing
- Successful market entry



PORTFOLIO



ACTIVE PORTFOLIO MANAGEMENT

- Expal deal closed
- Large bore piston deal closed
- Small bore piston disposal closed



TECHNOLOGY



TECHNOLOGIES in FOCUS

- Automation
- Sensors & Connectivity
- New mobility



SUSTAINABILITY



ESG AS INTEGRAL STRATEGY COMPONENT

- Solid ratings
- Strong recruitment performance
- Continued commitment

Rheinmetall at a glance

ESG: Taking responsibility in a changing world



ESG Factbook

FRAME-WORKS & INITIATIVES

CSR-DIA* Since 2017	GRI Since 2017	UN GC Joined in 2021	CDP Applied in 2021	SBTi Q4 2021	LkSG 2023	CSRD 2024
-------------------------------	--------------------------	--------------------------------	-------------------------------	------------------------	---------------------	---------------------

ACTION

ENVIRONMENT

- **Carbon neutral in 2035****
 - Improve energy efficiency
 - Increase self-generation of renewables
 - Switch to renewables
- **Continuous reforestation of FoJaNa*****
- **Waste management**
 - Avoidance before reduction before recycling
 - Environmentally friendly disposal

SOCIAL

- **Employee well-being**
 - Prioritizing employee well-being through occupational health programs
 - Flexible work arrangements
- **Health protection**
 - LTIR of 5.8 in 2023
 - Extend ISO 45001 certifications for OSH management
 - Extensive and systematic protection of employees
- **Diversity**
 - Promote diversity, equity and inclusion
 - Best practices for female recruitment and careers

GOVERNANCE

- Rigorous governance structures with strict compliance organization especially for export control, trade and tax compliance
- Continuous improvement of ESG transparency and ratings
- ESG objectives introduced in the variable compensation of top and middle management (Since 2022 as part of the STI and since 2024 also part of the LTI remuneration package)

MAIN RATINGS

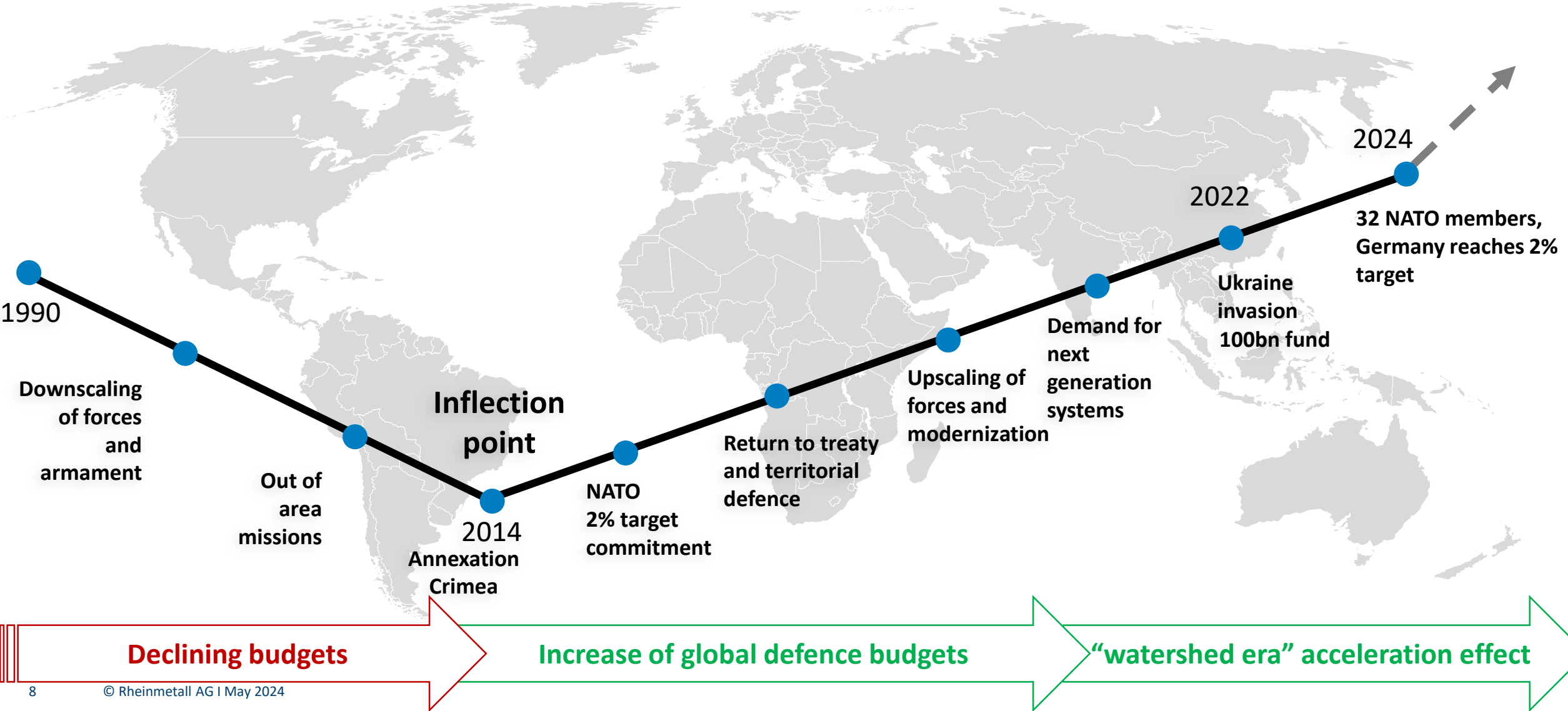
MSCI ESG: A	ISS ESG: C	Sustainalytics: 26.9	S&P Global: 39	CDP Climate Change B
--------------------	-------------------	-----------------------------	---------------------------	-----------------------------

Content

1	Rheinmetall at a glance	
2	Market & Drivers	7
3	Four segments under one roof	42
4	Financials	51
5	Outlook	58
6	Appendix	65

Markets & Drivers

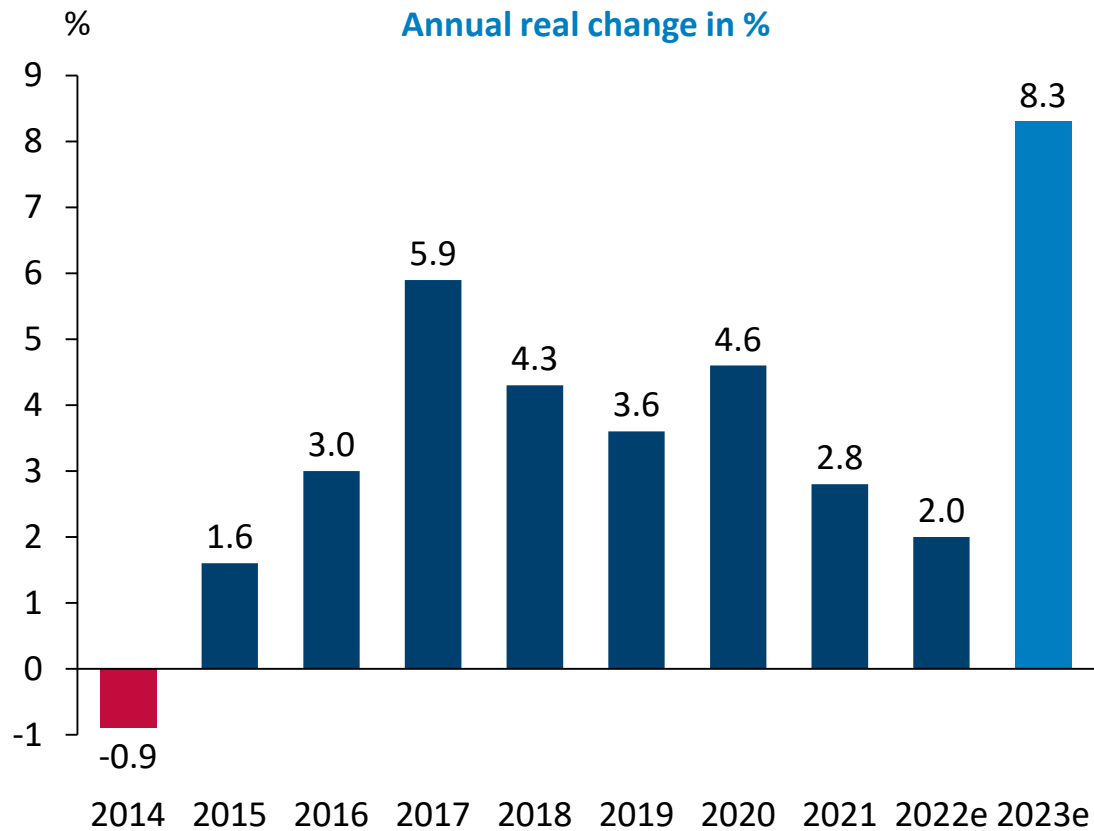
Participating in the defence super cycle



Markets & Drivers:

Strong reaction to the war: Defence budgets start to accelerate

NATO Europe and Canada defence expenditure



Source: NATO, July 2023

Increased demand for defence systems in NATO countries




Ships



Vehicles



Airplanes



Networking systems



Ammunition

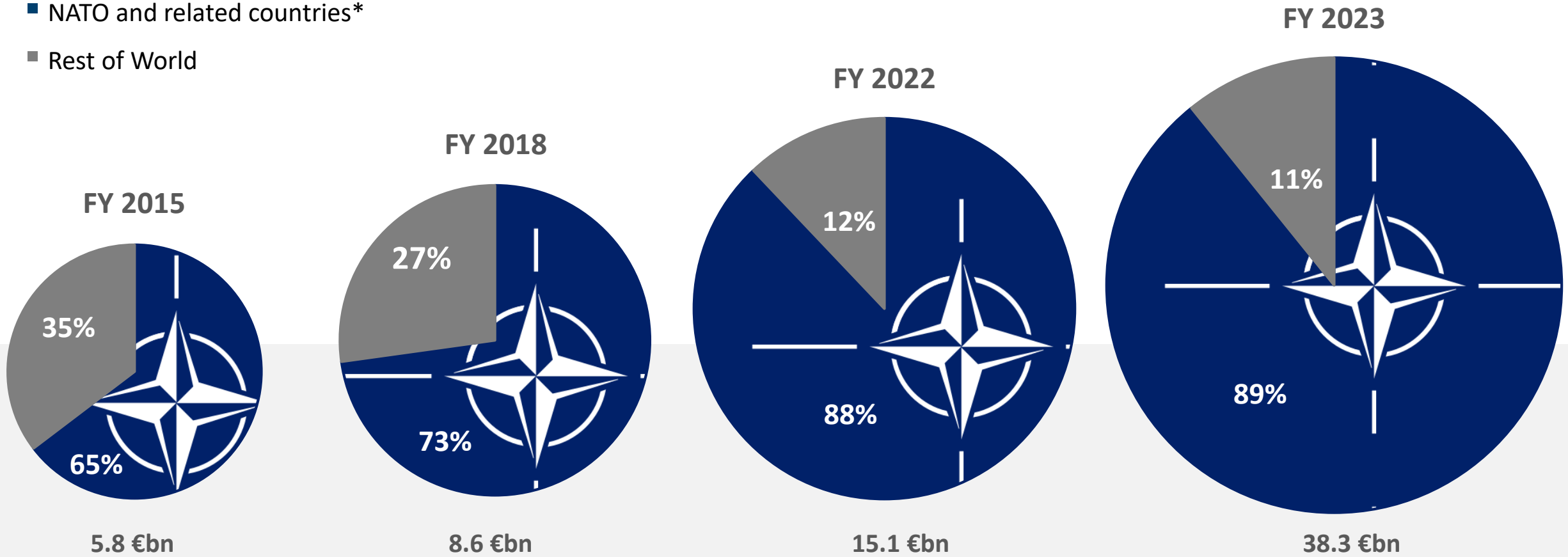


Protective gear

Markets & Drivers:

Significant reduction in export risk due to high NATO order backlog

- NATO and related countries*
- Rest of World



Markets & Drivers: Germany

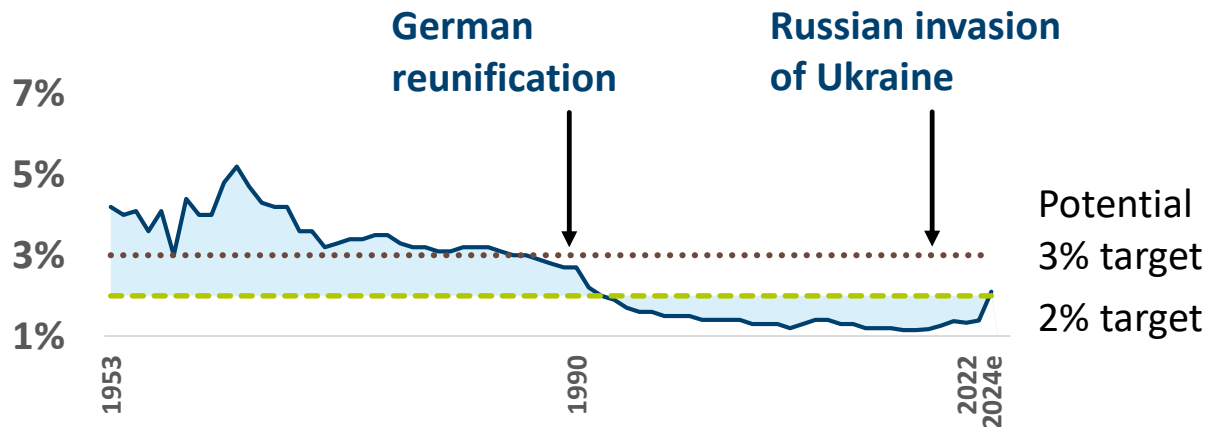
Germany's defence spending achieves 2% target in 2024

"We need at least 2% of our gross domestic product in the long term in order to align the Bundeswehr with the requirements of the new era and to meet NATO's capability goals"

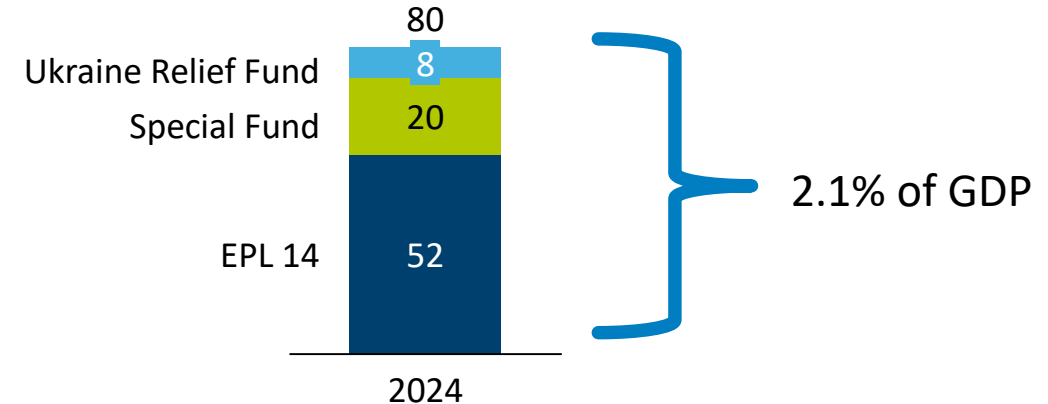
Boris Pistorius, Minister of Defence Germany



German military expenditure
as % of GDP per year



German defence spending based on three pillars
in bn €



Markets & Drivers: Germany

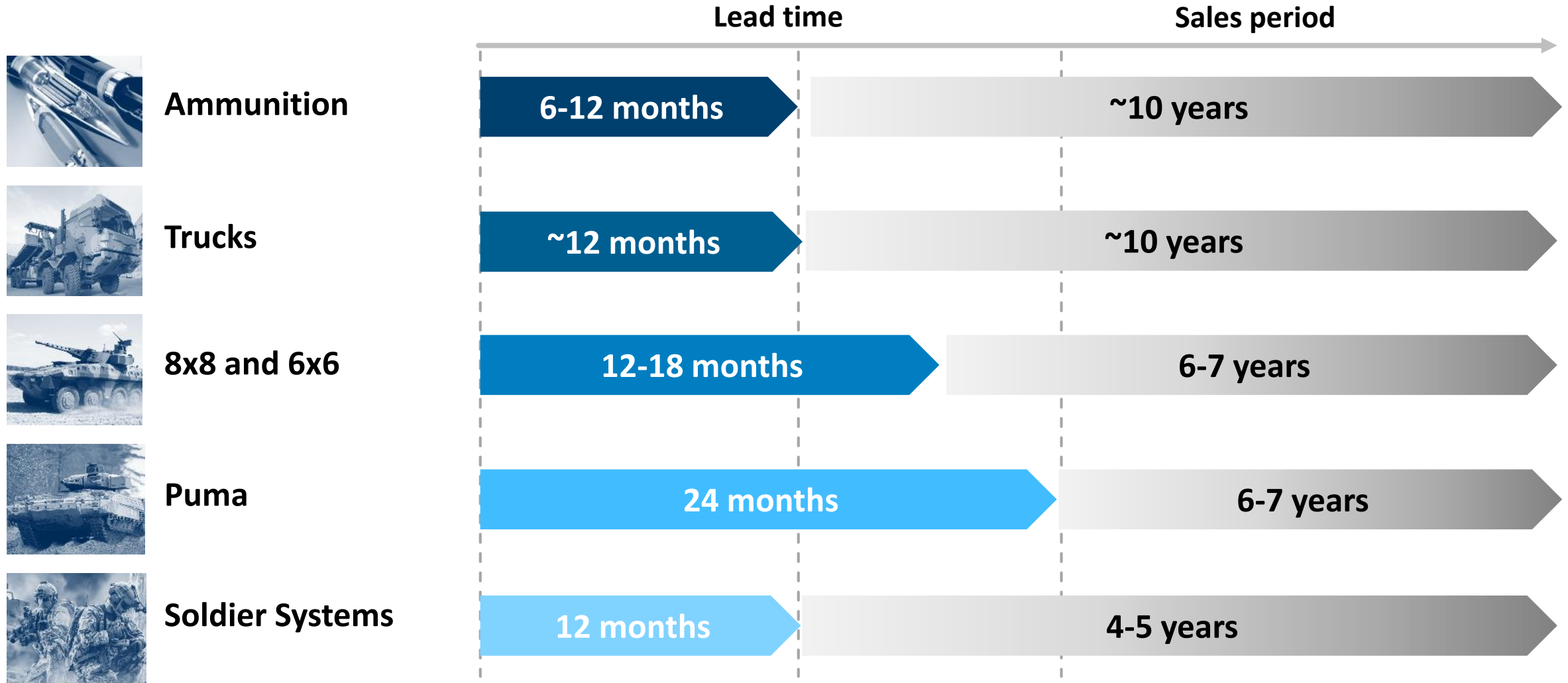
Triple R – the structural long-term growth drivers for German demand



	RE STOCKING	RE EQUIPPING	RE BUILDING
DOMAIN LAND	Replenish empty ammunition stock	Return to 100% equipment level	Re-introduction of capabilities, e.g. GBAD
DOMAIN AIR			F-35 production and sustainment

Markets & Drivers: Start of a new era in German defence policy

Defence Projects with short-term implementation potential



Markets & Drivers: Ukraine

Our mission is to become the first choice for Ukraine's armed forces

1



Ring Swaps

2



Direct Deliveries

3



Funding by GER & other states

4



Service & Sustainment

5



Local Cooperation

Markets & Drivers: Hungary

Hungary has developed into a new home market

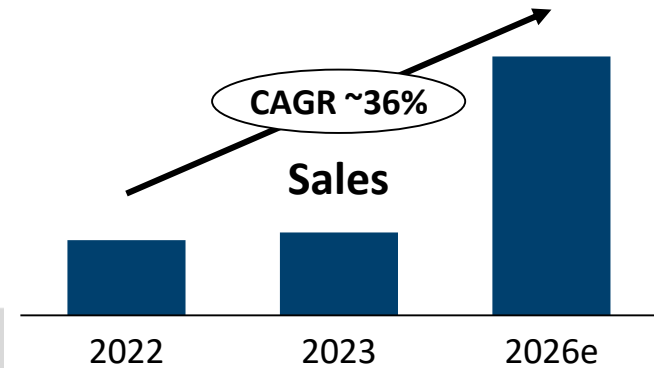
Rheinmetall is the strategic partner of the Hungarian forces

BUILD UP OF CAPACITIES AND CAPABILITIES

EXTENSIVE BUSINESS POTENTIAL

WIN-WIN SITUATION THROUGH MUTUAL SUPPORT

REALIZATION EXPORT OPPORTUNITIES



Markets & Drivers: Hungary

Strong intensification of our Hungarian engagement across all segments

Vehicle Systems



Hybrid 8x8

LYNX



Skyranger



PANTHER



Weapon and Ammunition

Ammo plant



RDX plant



HERO Loitering Munition



Electronic Solutions

JV for digitization of the armed forces



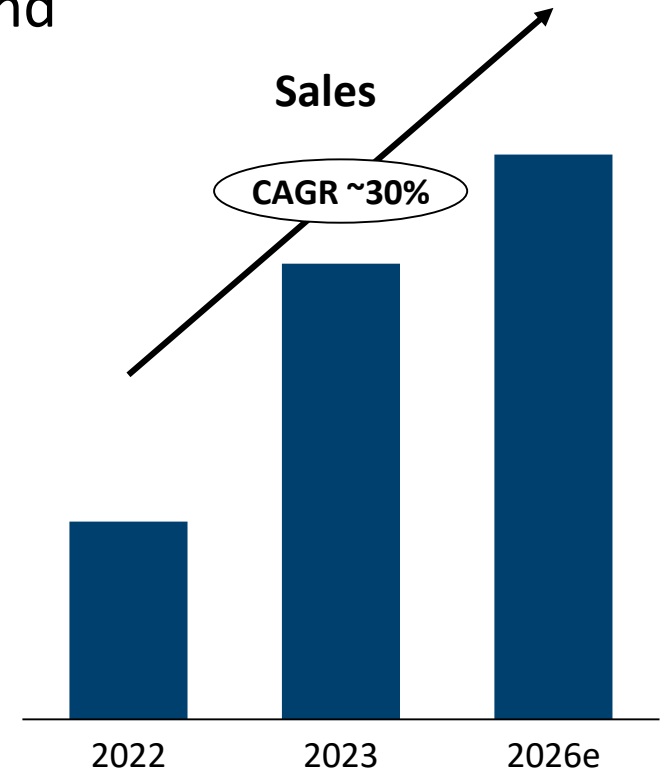
IT Service



Markets & Drivers: United Kingdom

RBSL JV in prime spot to modernize the UK armed forces

- Key supplier to the land domain with Boxer MIV and Challenger upgrade
- Currently waiting for the 3. lot Boxer contract and exploration of further Boxer variants including GBAD
- Frame work contracts for ammunition in place
- Exploration of potential for maintenance, overhaul and repair (LIOS)
- UK joins HX user group with first orders in 2023

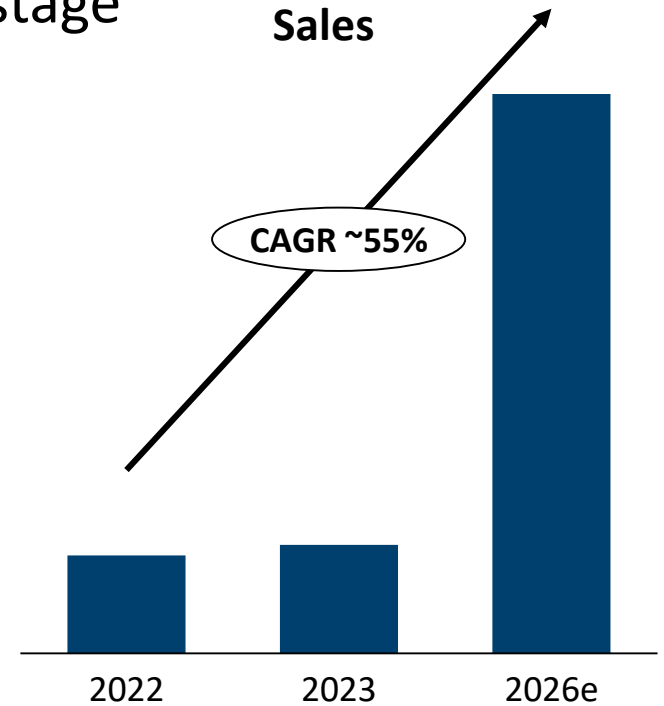


Markets & Drivers: USA

The United States has the potential to become a new home market by late 20s



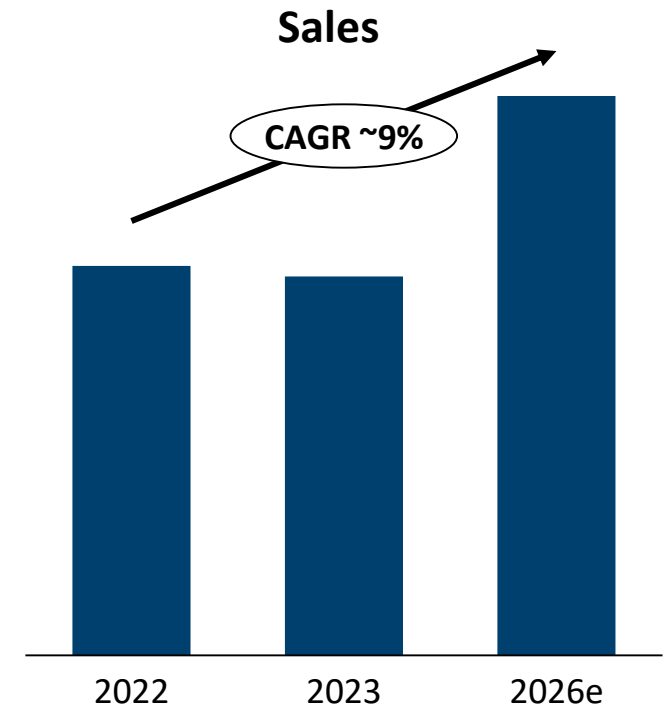
- Rheinmetall Common Tactical Trucks (CTT) performs
- XM30: down selected to final testing stage
- Next generation howitzer: successful testing of L52 gun



Markets & Drivers: Australia

Heavy Weapon carrier – export from down under leverages MILVEHCOE

- Digitization and Domain Sea offer a huge potential, especially Land 125 soldier systems
- Heavy weapon carrier is one of the largest Australian defence export contracts
- Growing our ammunition exposure

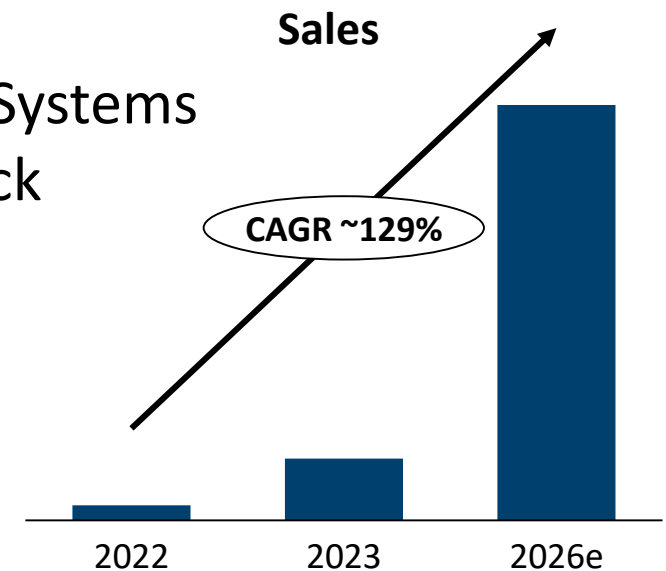


Markets & Drivers: Spain

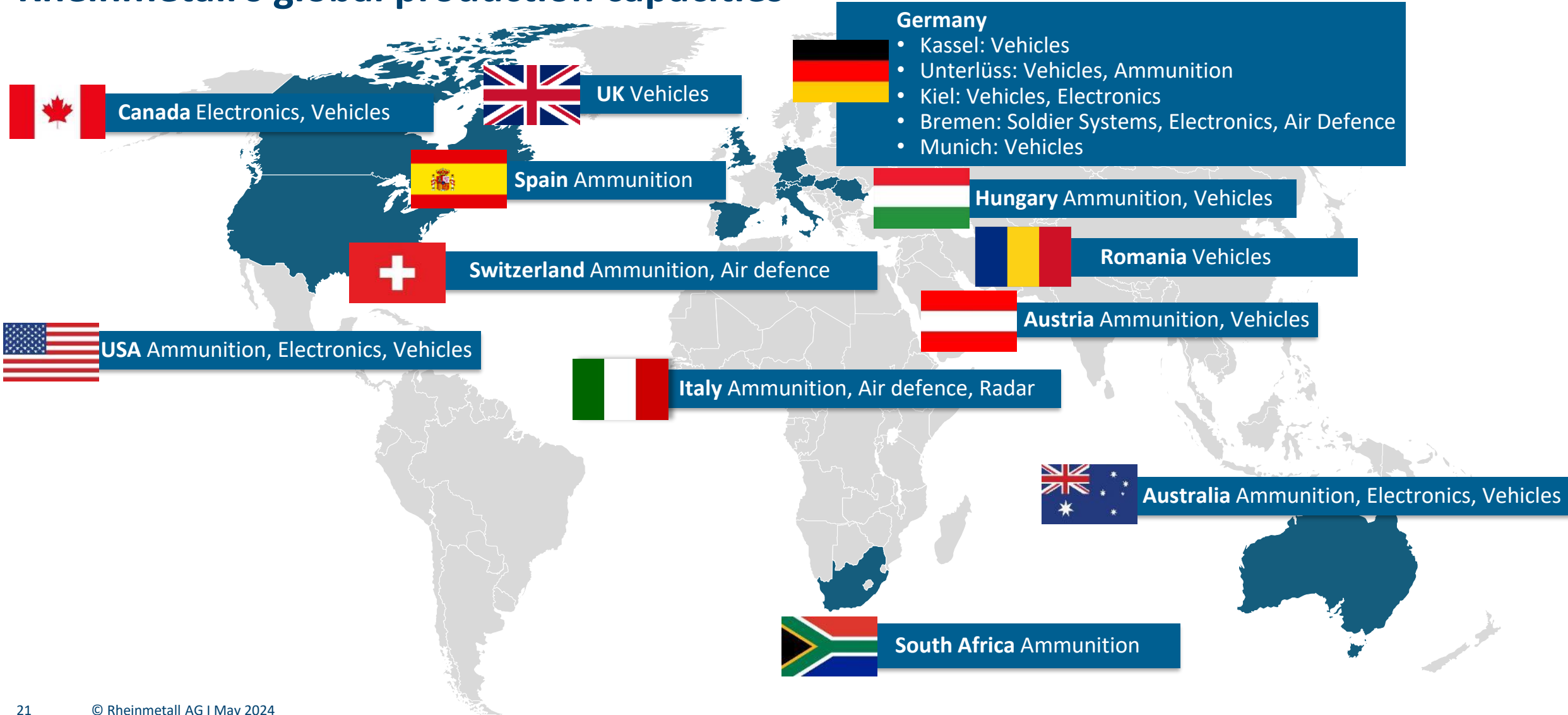
Expal acquisition opens new potentials in Spain and beyond



- Expal acquisition opens new possibilities to do business in Spain
- Intensification of our traditional ammo business
- Rheinmetall Expal Munitions (REM) is part of the consortia to supply long range artillery
- First sounding of business potential for Vehicle Systems and Electronic Solutions with promising feedback

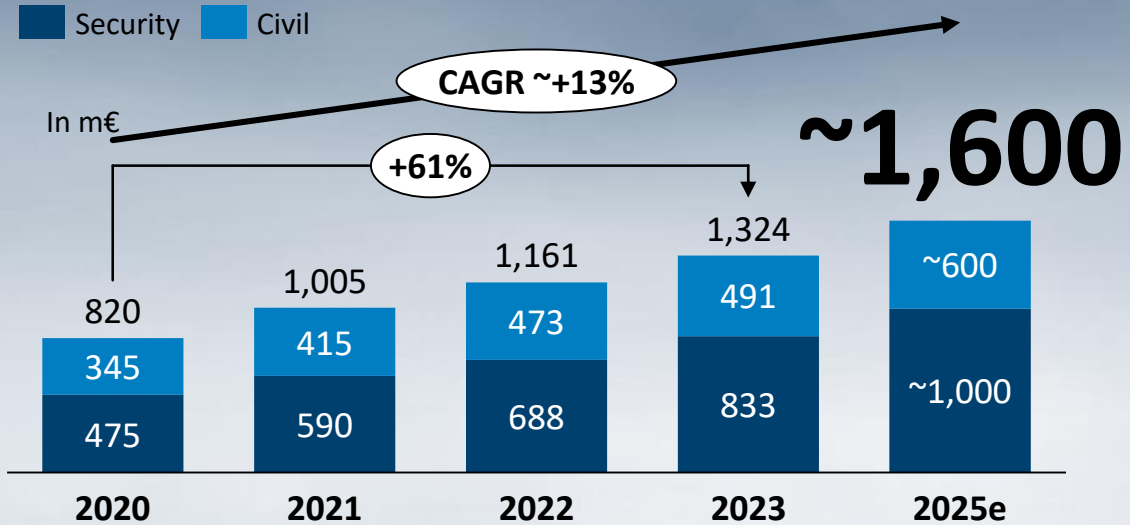


Markets & Drivers: Rheinmetall's global production capacities



Markets & Drivers:

Platform sales are just the tip of the iceberg – success creates opportunities



Rheinmetall creates **additional business opportunities over the entire life cycle of up to 50 years**

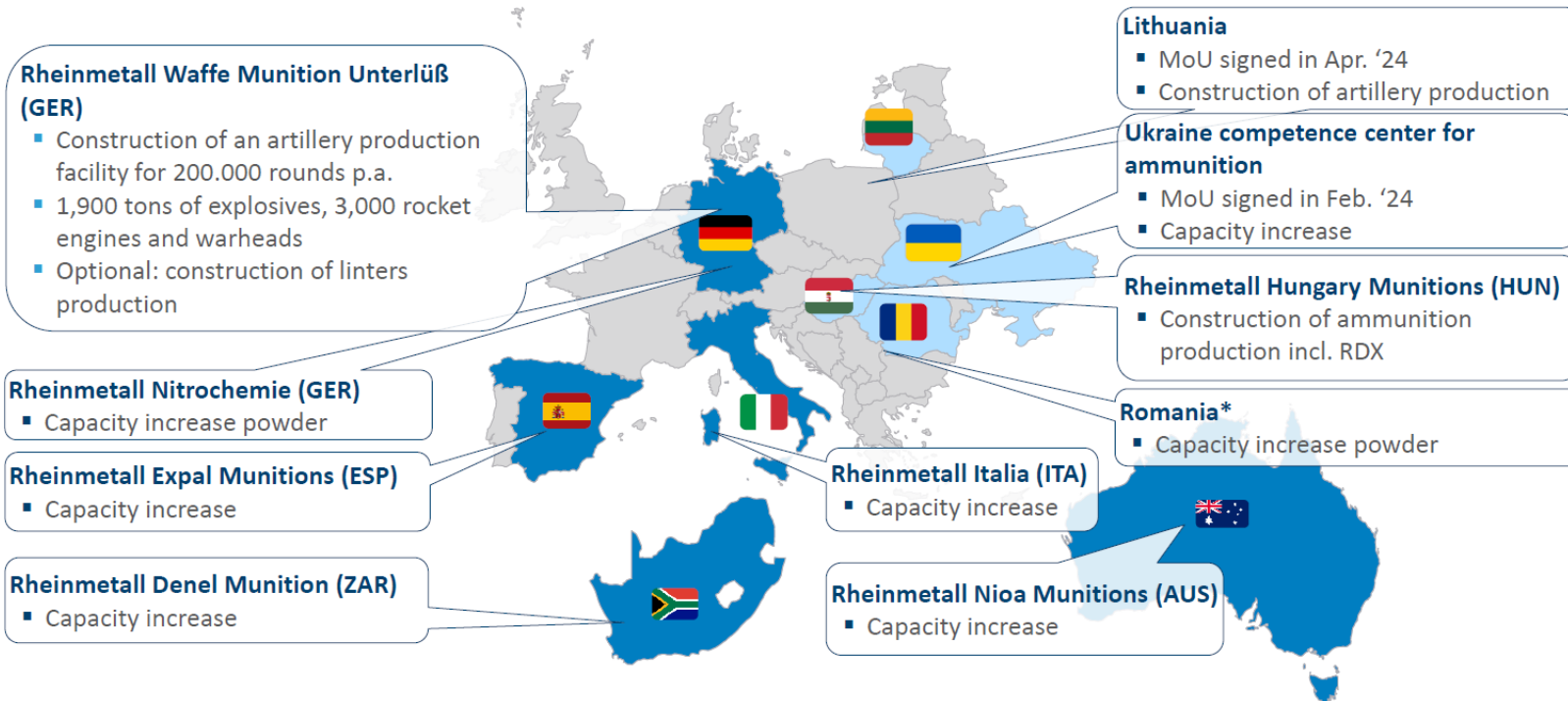
- Rising number of platforms
 - 1x platform sales creates 2x lifecycle spendings
- Expansion beyond traditional vehicles service business with
 - Helicopter service and maintenance
 - Service potential in aviation (F-35) (post 2025)
 - Maintenance for vehicles in services in NATO countries
 - Service HUBs for partner countries

Markets & Drivers: Big Tickets

Significant volume expansion ongoing



Rheinmetall invests in capacities...



... and technologies

- Development of long range capabilities
 - improved barrel performance
 - Long range ammunition
- Loitering ammunition in cooperation with UVision
- Rocket artillery for the European market







Markets & Drivers: Big Tickets

Artillery as major growth driver for Weapon and Ammunition

Production capacity for 155mm full shots





Markets & Drivers: Big Tickets

Rheinmetall primed to participate in any major MBT program



- OPPORTUNITY** – Growing MBT market creates potential
- CAPTURE** – Win key opportunities, Grow business
- INDUSTRIALISE** – Increase capacity, Global supply chain
- EXECUTE** – Operational excellence to drive margin



Markets & Drivers: Big Tickets

Panther KF51 under development contract with Hungary

Firepower

Unrivalled lethality with the 130mm Future Gun system (FGS) and optimised sensor-to-shooter-links.

Protection

The first MBT adopting an integrated survivability concept of on and off platform sensors coupled with active, reactive and passive protection and a dedicated top attack protection system.

Digitisation

The Panther is designed with a digital architecture enabling openness with the NGVA standard. This is the key enabler for future decision support and automation systems.

Automation



Fully integrated and automated ammunition handling and target engagement systems pave the way for reduced crew sizes and unmanned turret options.



Markets & Drivers: Big Tickets

Breakthrough in domain air: strategic partnership for F-35

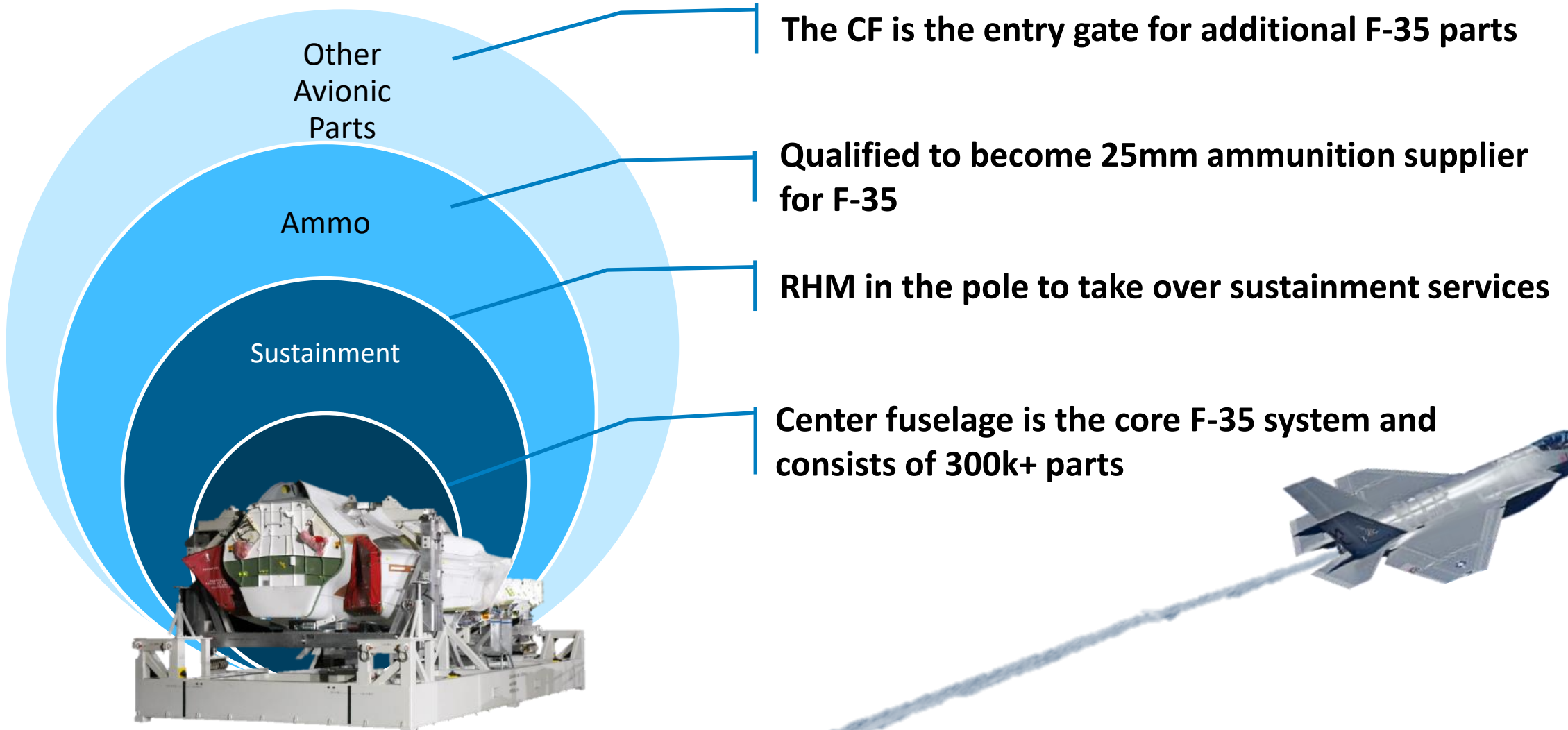
- Rheinmetall is a partner in the world’s biggest defence project
- Rheinmetall will be the only German company with in-depth technological knowledge of the 5th generation of fighter jets
- First deliveries scheduled for 2027





Markets & Drivers: Big Tickets

F-35 Center Fuselage as nucleus to grow our domain air






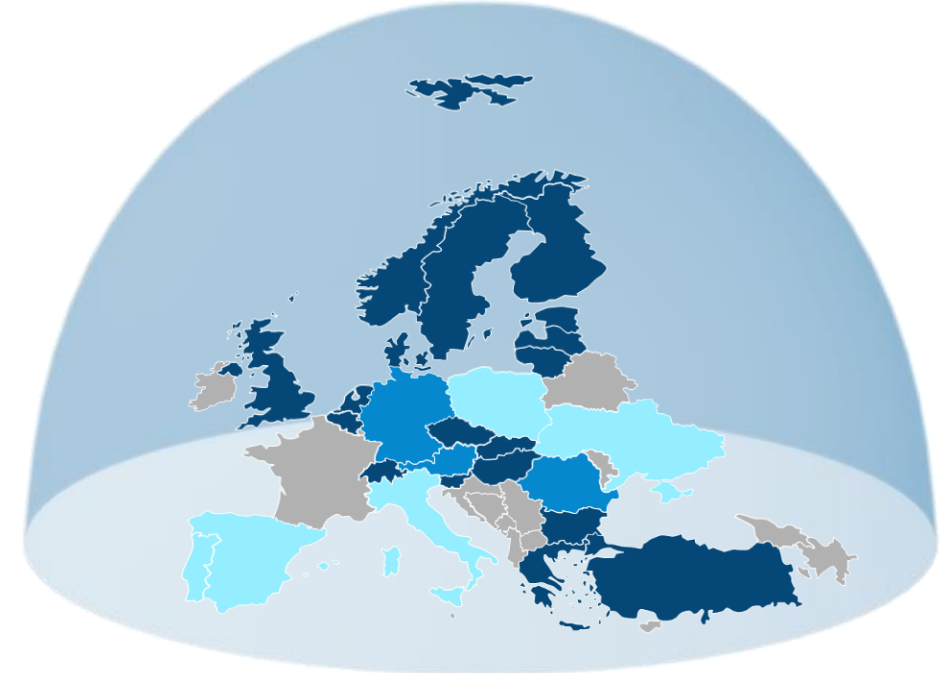
Markets & Drivers: Big Tickets

Rheinmetall is a leading provider of Ground Based Air Defence

- Plattform agnostic
- Order potential 2023-2026 of up to 5bn Euros



European Sky Shield Initiative (ESSI)

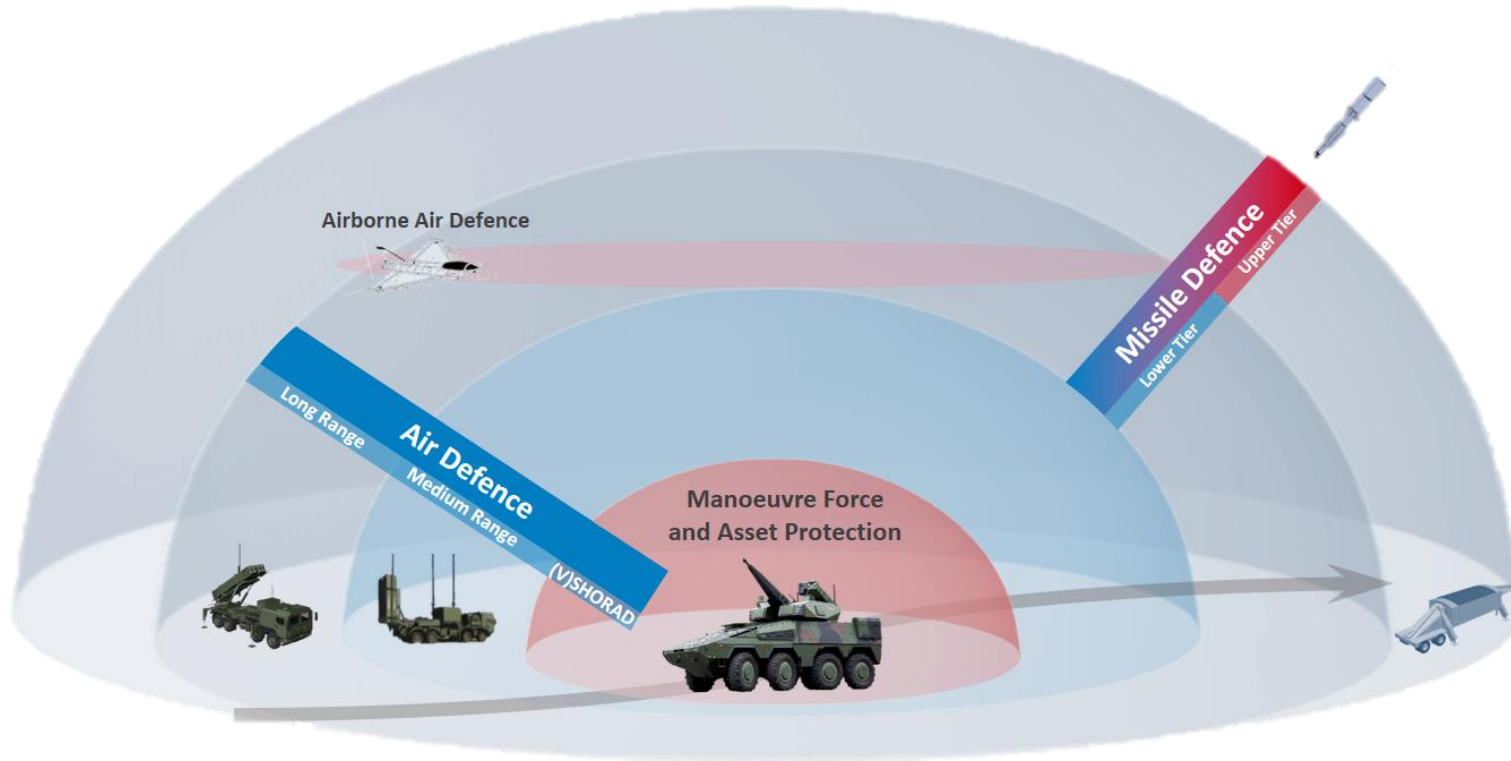


■ RHM ESSI Customers
■ ESSI Participants
■ Potential other European customers for Skyranger



Markets & Drivers: Big Tickets

Integrated V-SHORAD approach against a wide range of threats



Sensors

- Skymaster – Battle Management Systems
- Tactical Acquisition Radars
- Multi-Sensor Unit

Effectors

- Revolver Gun Mk3
- Twin Gun
- High Energy Laser
- SkyKnight Missile Launcher Unit
- Non-lethal jammers

Platforms

- Stationary
- Mobile

Ammunitions

- Med-Cal 30-35mm with AHEAD capability



Markets & Drivers: Big Tickets

Logistics matter and the HX user group continues to grow

- War in Ukraine has underpinned the importance of logistics
- Germany is financing the next truck lot via the special fund
- Austria and UK are the most recent members of the HX user group
- Rheinmetall expands Vienna capacity from 2,200 to around 4,500 vehicles p.a. in 2024



User Group






Markets & Drivers: Big Tickets

Our path to a digital future



Top Projects

-  Gladius and D-LBO
-  Digitalization of HDF
-  Land 125





Markets & Drivers: Big Tickets

Rheinmetall is a major partner for the digitization of the German army



Gladius Soldier System

Personnel Equipment

Already in use for VJTF,
Full roll-out financed by special fund, first orders received



System Panzergrenadier

Networking PUMA to Soldier

In service



D-LBO

Digitalization of the German Forces

Part of special fund, total volume of 21€bn
RHM potential of 6€bn



TAWAN

Tactical Wide Area Network

Essential capability for the digitization of the German army

Markets & Drivers: Power Systems

Rheinmetall's civil business serves four key markets



ICE Applications



BEV Applications



Urban Products



Aftermarket

Markets & Drivers: Power Systems Internal Combustion Engine | ICE

Air Management

Hydrogen

Thermal Management

Bearings

Castings

**Electrification &
Digitalisation**

Solutions for ICE vehicles

Bypass Valve



Exhaust Control Valve




EVAP



EGR Module



Throttle Control



EGR Valve




Sec. Air Pump




Acoustic Control Valve



Cylinder Blocks



Electrical Oil Pump




Bearings



Electrical Coolant Pump



Access Control & DMS



Electrical Coolant Valve



Body Frame Parts



Markets & Drivers: Power Systems Battery Electric Vehicle | BEV

Thermal Management


Power Electronics

**High Voltage
Applications**

Castings

Biometrics

Solutions for Battery Electric Vehicles



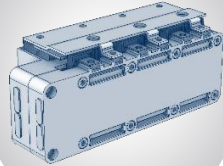
High Voltage Contactors



HV Pyrofuse



Power Core




ITM



Electrical Coolant Pump



Electrical Oil Pump




EV Housing



Body Frame Parts



Access Control & DMS



Electrical Climate Compressor



Markets & Drivers: Power Systems Urban Products

Charging Infrastructure

**Heat Pumps and
Components**

Biometrics

New Energy

Cathode Flaps



Hydrogen Recirculation Blower




Wind Turbine Bearings



Fuel Cell Tanks



Access Control



Electrical Climate Compressor



Electrical Coolant Pump



Heat Pump



Curbstone Charger



Expansion Valve



Electronics




Markets & Drivers

Great opportunities ahead and challenged under control



Re-stocking, re-equipping, re-building



Supply chains de-risked




Expanding our global footprint



Record number of applications



Benefitting from operating leverage



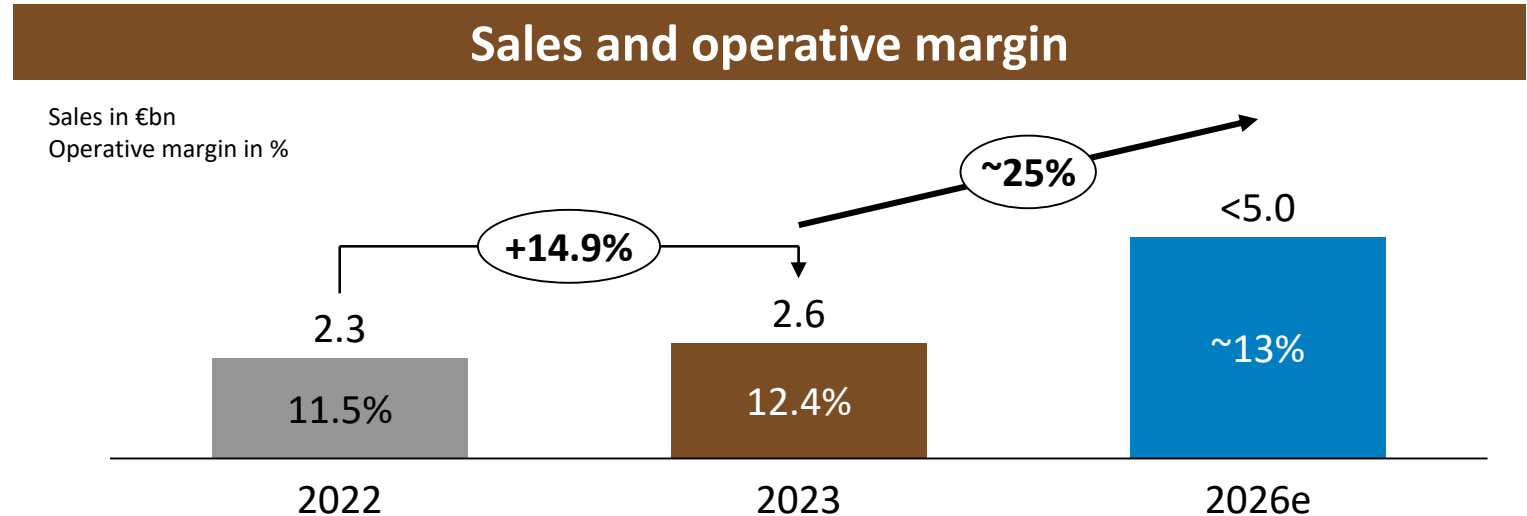
Accelerating business well managed

Content

1	Rheinmetall at a glance	
2	Market & Drivers	7
3	Four segments under one roof	42
4	Financials	51
5	Outlook	58
6	Appendix	65

Four segments under one roof

Segment Overview: Vehicle Systems



Top Projects

- Panther KF51 Hungary
- XM30 USA
- Common Tactical Truck USA
- Trucks Germany
- Caracal Germany & Netherlands
- Lynx Hungary

Market profile

Key Competitors

- **Logistic Vehicles**
Scania, IVECO, Daimler, ARQUUS, Oshkosh
- **Tactical Vehicles**
BAE Systems, KNDS, General Dynamics, Hanwha, Patria

Differentiators

- International footprint
- Broad product portfolio
- System integrator
- Modular and open architecture
- Excellent engineering
- Know-How & capabilities

Value proposition

- High vertical integrated vehicle production
- Diverse portfolio of operationally proven wheeled and tracked vehicles

Four segments under one roof

Selected Product Overview: Vehicle Systems

Tactical Vehicles

Panther KF51



Leopard 2*



Challenger 3



Lynx



Boxer*



XM30



Wheeled Howitzer



Fuchs



Panzerhaubitze 2000*



Caracal



Puma*



Survivor R



Logistical Vehicles

HX3 with Load Handling System



HX 8x8 Excavator



HX81 with Load Handling System



TG-MIL

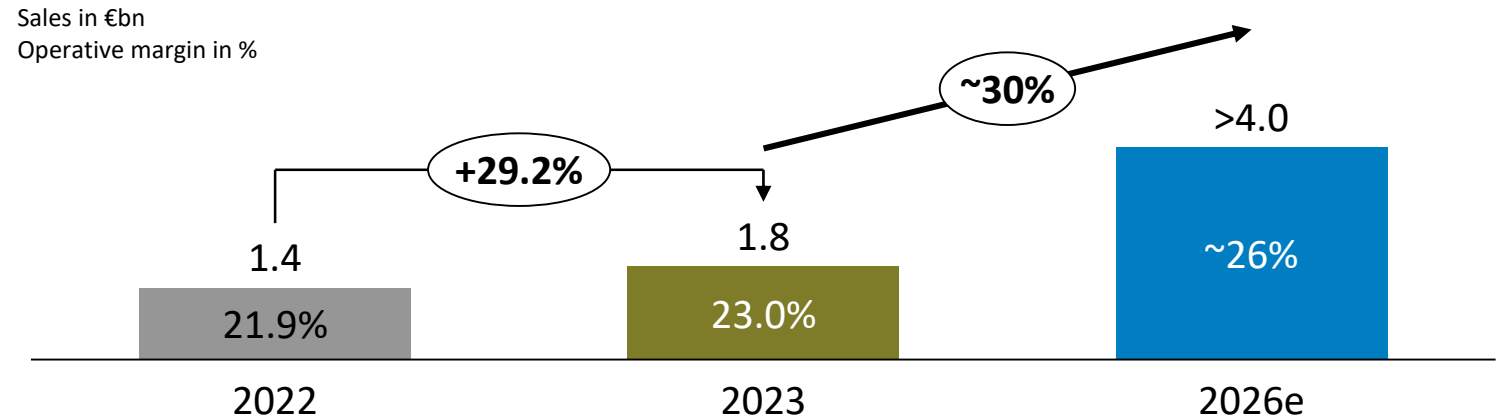


Four segments under one roof

Segment Overview: Weapon and Ammunition



Sales and operative margin



Top Projects

- Large-scale 155mm artillery ammunition capacity increases (i.e. Unterlüß)
- 130mm smooth-bore tank gun testing and ammunition development
- Next generation 155mm howitzer L60 development and testing
- F-35 25mm ammunition under discussion
- Rocket artillery motors

Market profile

Key Competitors

- **Weapon and Ammunition**
Nexter, Plasan, General Dynamics
- **Protection Systems**
Elbit, TenCate, Nammo
- **Propulsion Systems**
Eurengo, Explosia, Milan Blagojević

Differentiators

- International footprint
- Broad product portfolio
- System integrator
- Modular and open architecture
- Excellent engineering
- Know-How & capabilities

Value proposition

- Leading global technology provider
- High economies of scale
- Fully integrated supply-chain (full-shot)
- Supreme battle-proven gun technologies

Four segments under one roof

Selected Product Overview: Weapon and Ammunition

Med & Large Caliber Ammo



Med & Large Caliber Weapons



Protection Systems



Explosives & Propulsions

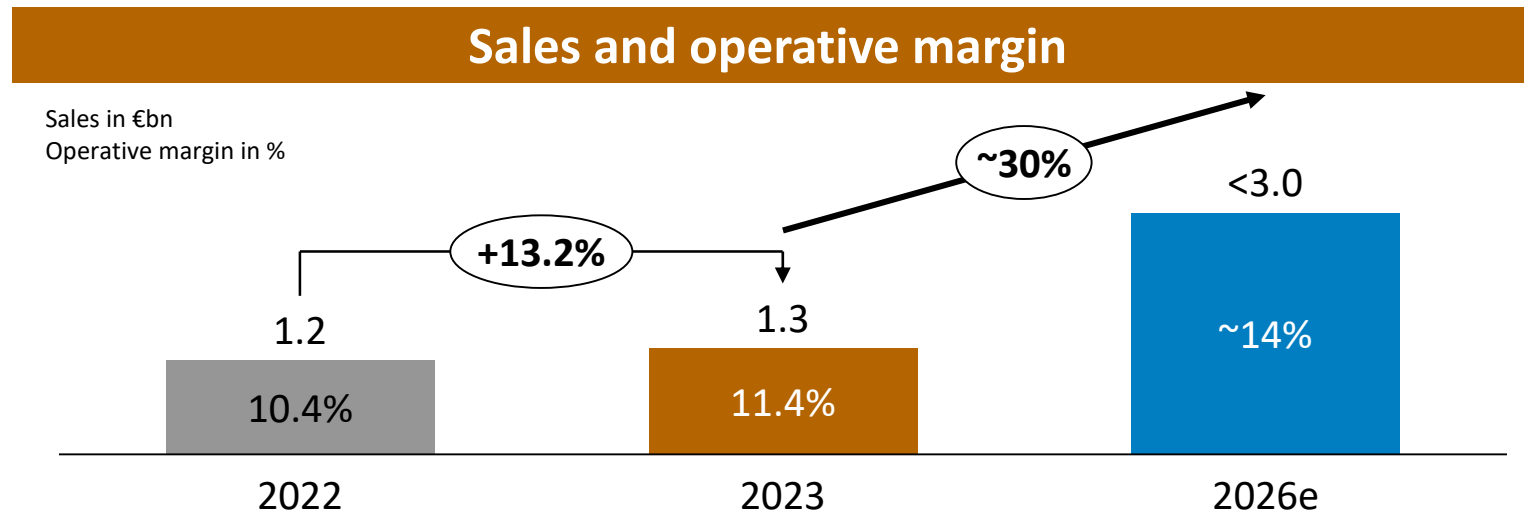


Loitering Munition



Four segments under one roof

Segment Overview: Electronic Solutions



Top Projects

- European Sky Shield Initiative / Skyranger
- NNbS (Nah- und Nächstbereichsschutz / Short-Range Air Defence in Germany)
- F-35 Center Fuselage
- Digitalization of the Army in Germany, Hungary, final selection phase in Australia

Market profile

Key Competitors	Differentiators	Value proposition
<ul style="list-style-type: none"> Integrated Electronic Systems Hensoldt, Elbit, Thales Air Defence Norinco, Rosoboron, GDLS Technical Publications CONDOK, ESG 	<ul style="list-style-type: none"> International footprint Broad product portfolio System integrator Modular and open architecture Excellent engineering Know-How & capabilities 	<ul style="list-style-type: none"> Sensing the battlefield (Superior situational awareness and intelligence) Connecting the battlefield (Digitalization, networking, sensor 2 shooter chains) Dominating the battlefield (Smart effects, automation, intelligent empowerment)

Four segments under one roof

Selected Product Overview: Electronic Solutions

Digitalization



Next Generation Soldier Systems
Gladius X



IT system integration
D-LBO (Germany), further programs in Hungary and Australia



Unmanned systems
LUNA NG / Mission Master



Virtual / Constructive / Live Simulation & Training

Air Defense



Mobile Air Defence
Skyranger



Stationary Air Defence
Skynex / Skyguard



Non-kinetic Effectors
Oerlikon High Energy Laser

Mission Systems



Stabilized Sighting System
SEOSS



Driver Vision
Trailblazer



Effector integration
ATGM Mission Pod

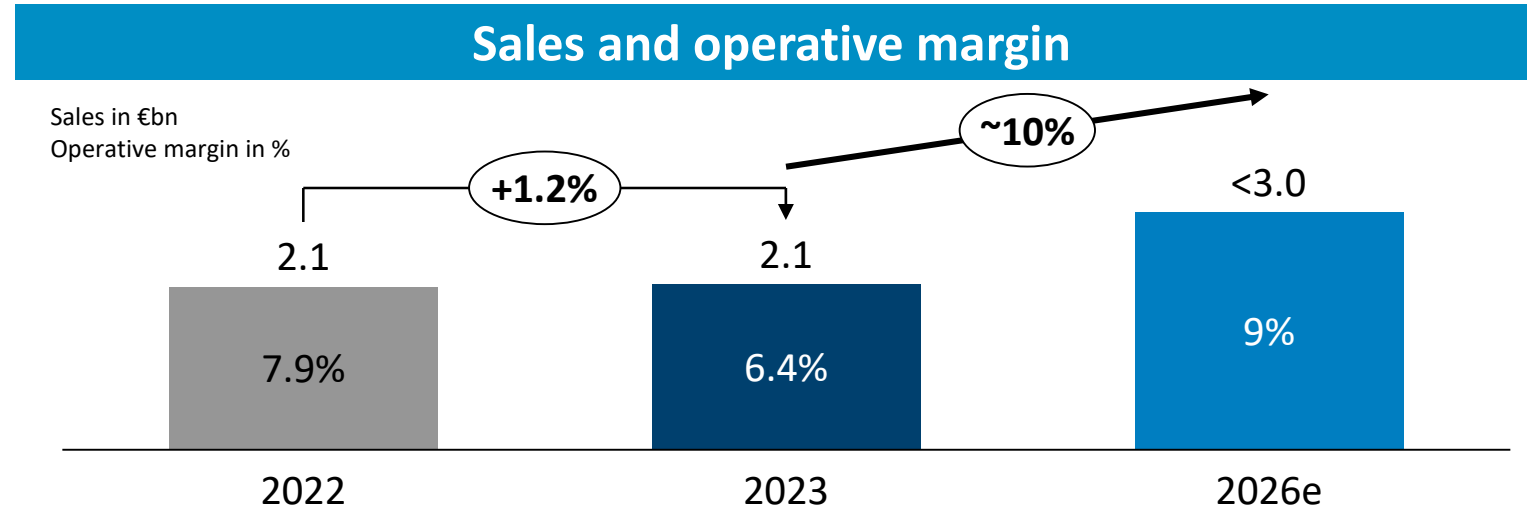
Aeronautical Systems



Aircraft structures
F-35 Center Fuselage

Four segments under one roof

Segment Overview: Power Systems



Rational for new segment

- One face to the customer
- Holistic portfolio for ICE and BEV applications and beyond
- Combining knowledge and expertise
- Technology mergers for more efficient R&D
- Cost reductions and organizational synergies

Market profile

Key Competitors	Differentiators	Value proposition
<ul style="list-style-type: none"> ▪ Actuators: Bosch, Conti ▪ AES / CDS*: BorgWarner, Valeo ▪ Solenoid Valves: Bitron, Denso ▪ Pump Technology: Hella, Magna ▪ Other: Daido, Tenneco, Mahle 	<ul style="list-style-type: none"> ▪ Wide technology portfolio ▪ Extensive material, friction reduction and surface treatment know-How ▪ Strong brand ▪ Global footprint with broad aftermarket network ▪ Lightweight technologies: materials and structures 	<ul style="list-style-type: none"> ▪ Leading European Tier-1 supplier ▪ Technology transfer creates new business opportunities

Four segments under one roof

Selected Product Overview: Power Systems

ICE Applications



Bearings



Castings




Exhaust Control Valve



Electrical Oil Pump

BEV Applications



Power Core



High Voltage Contactors




EV Housing

Aftermarket



Spare parts for cars, vans, trucks, buses and off-highway applications

Urban Products




Electrical Coolant Pump



Electrical Climate Compressor



Curbstone Charger



Fuell Cell Tanks

Content

1	Rheinmetall at a glance	
2	Market & Drivers	7
3	Four segments under one roof	42
4	Financials	51
5	Outlook	58
6	Appendix	65

Financials

Diversified capital allocation continues

Capex



M&A



Debt Leverage



Dividend



Buyback



- Supporting growth with **peak in 2024** and then gradually return to **5% level**

- **Fire power** remains **high** with focus on continued **portfolio optimization** and **strategic acquisitions**

- Setting **leverage targets** and maintaining our **investment grade rating**

- **Payout ratio of 35-40% of net income before PPA**

- **Authorized capital at AGM 2024 renewed**

Financials

Successful placement of € 1 billion convertible bonds

Transaction Terms		
Execution Date	31-Jan-23	Effective Date 07-Feb-23
Total Deal Size	€1.0bn (split in 2 equally sized series)	
Underlying Shares	3.2m Shares / 7.4% Share Capital	
Tenor	Series A: 5 Years	Series B: 7 Years
Series Issue Size	€500m	€500m
Coupon	1.875%	2.250%
	<i>Interest is payable semi-annually, firstly due on 07-Aug-23</i>	
Premium	45%	45%
Conversion Price	€309.90	
Dividend Protection	Above an increasing reference dividend schedule (FY22: €4.10, FY23: €5.20, thereafter: €6.60 p.a.)	

Highlights

- Dual-tranche structure to spread out maturities
- Multiple oversubscription during book-building
- Attractive funding due to annual cash savings of above 2% p.a. vs. comparable straight bonds cash out

Financials

We feel comfortable with our current leverage ratio

Equity ratio:

>30%
(34.8%)

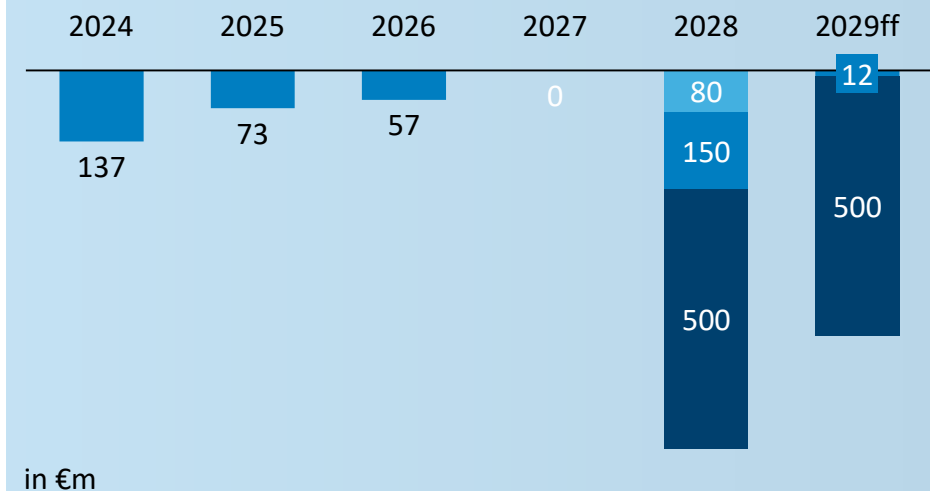
Net debt / Ebitda:

< 3
(1.01)

Investment Grade rating:

Baa2 stable outlook
(Moody's)

Maturity profile ¹⁾



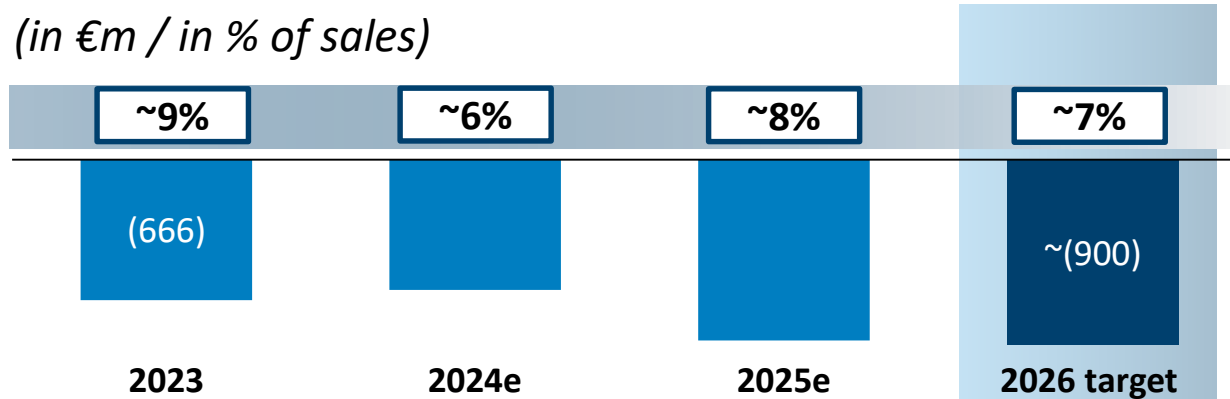
- ➔ We feel comfortable with 30% + equity ratio
- ➔ We want to maintain our investment grade
- ➔ Our balance sheet remains strong with undrawn credit lines of €1.1bn and €515m cash per end of Q1 2024
- ➔ Long-term maturity profile

Financials

Successfully structuring growth

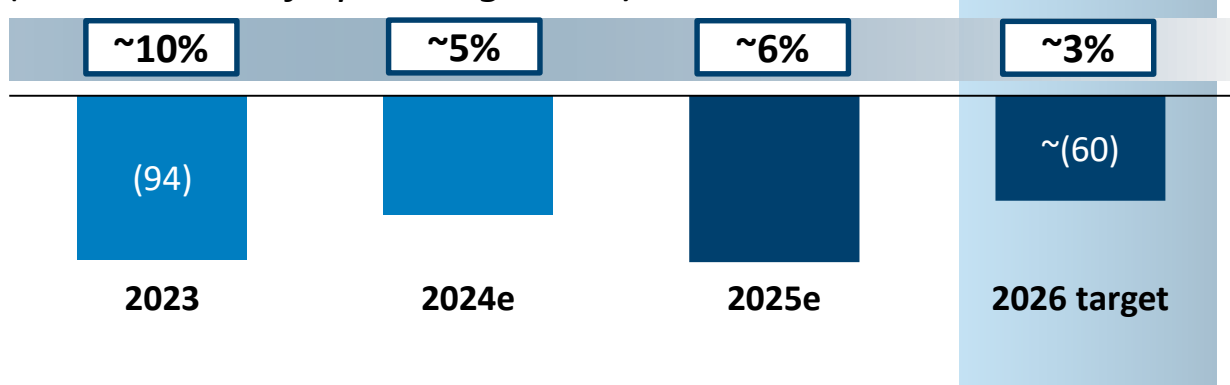
Sales consolidation

(in €m / in % of sales)



Operating result consolidation

(in €m / in % of operating result)



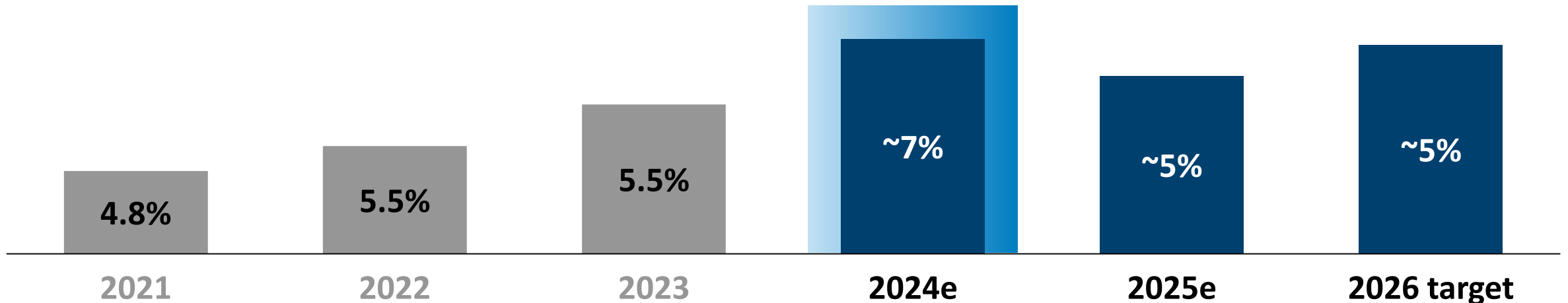
Increased consolidation driven by growing structures

- ➔ Growth momentum reflected in higher sales consolidation
- ➔ Intra-segmental projects continuing to increase
- ➔ IT transformation ongoing

Financials

Capex peak in 2024 to support our strong growth trajectory

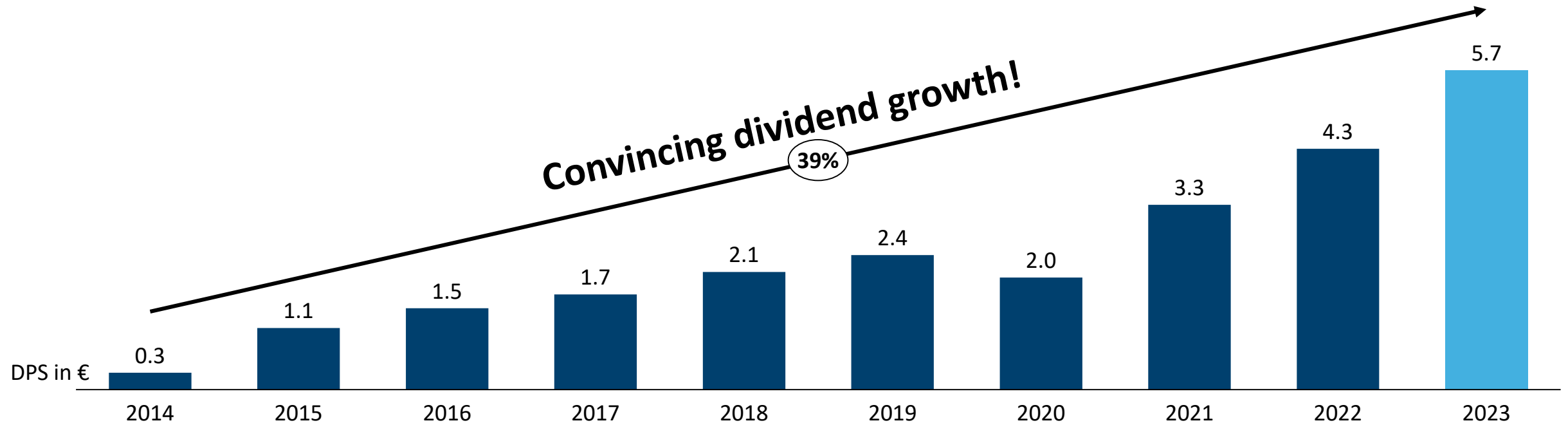
Top 2024 projects	Vehicle Systems	Weapon and Ammunition	Electronic Solutions	Power Systems	Non-Divisional
	<ul style="list-style-type: none"> ▪ Hungary ▪ Panther ▪ Vienna 	<ul style="list-style-type: none"> ▪ Niedersachsen ▪ Expal ▪ Hungary ▪ Aschau ▪ South Africa 	<ul style="list-style-type: none"> ▪ F-35 ▪ Panther 	<ul style="list-style-type: none"> ▪ Logistic centre ▪ Invent 	<ul style="list-style-type: none"> ▪ IT



Financials

Almost 70% of our oFCF paid out to shareholders over the last decade

- Increase of payout ratio to at least 35-40% of net income (before PPA)
- Continued shareholder value creation
- Dividend expected to grow over the next years
- 5.70€ dividend per share for 2023 approved by the AGM on May 14th



Content

1	Rheinmetall at a glance	
2	Market & Drivers	7
3	Four segments under one roof	42
4	Financials	51
5	Outlook	58
6	Appendix	65

Outlook

Guidance 2024: growth acceleration expected

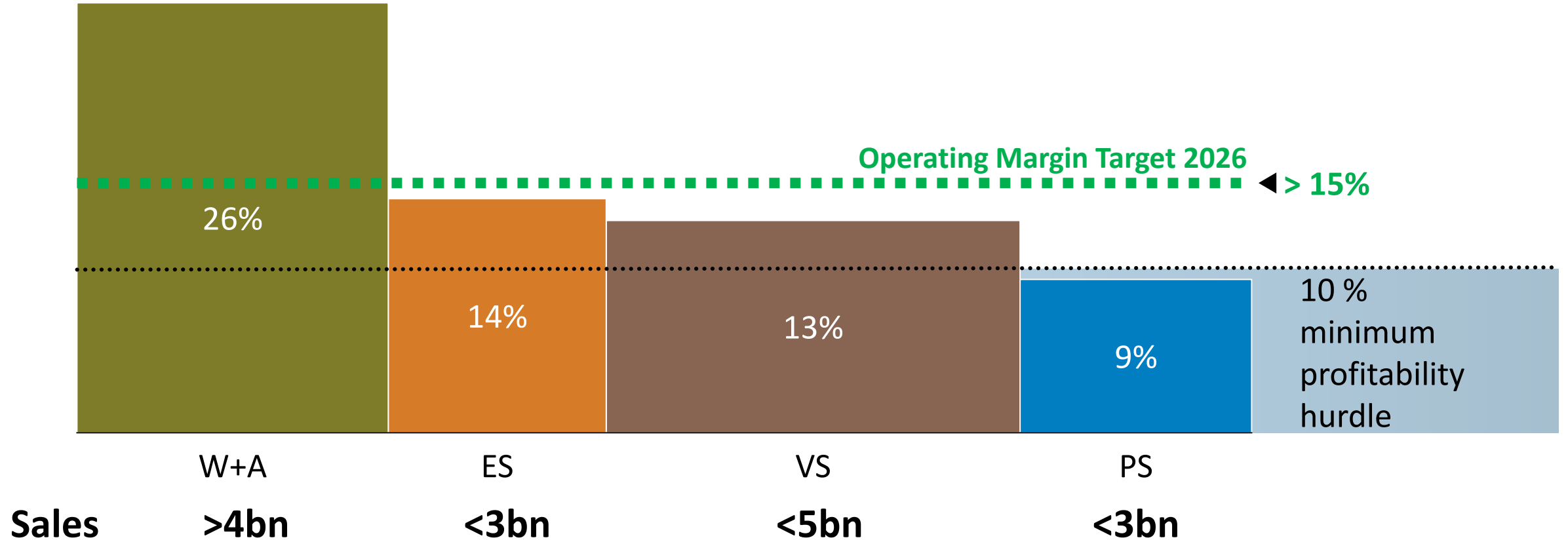
	2026e	2024e	2023
Sales	13-14€bn	~10€bn	7.2€bn
Operating Margin	>15%	14-15%	12.8%
OFCF to operating result* (<i>"Cash conversion rate"</i>)	>50%	~40%	~39%

Outlook

Mid-term guidance drill-down

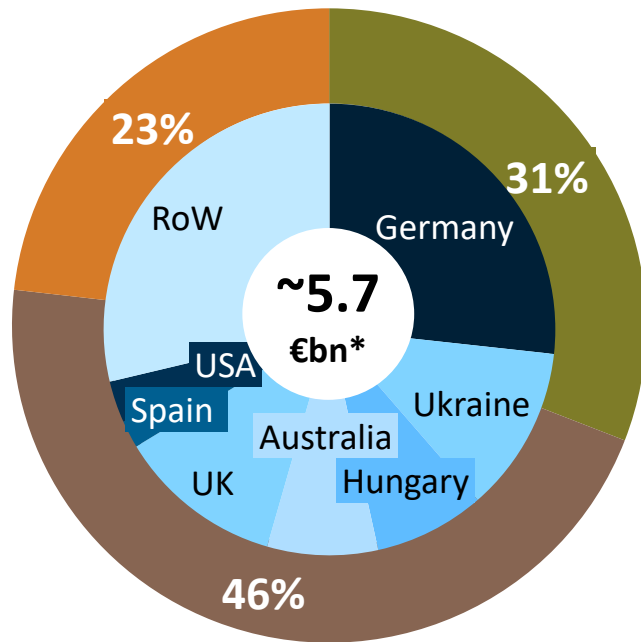
Operating result by Segment

(in €, in %)



Outlook

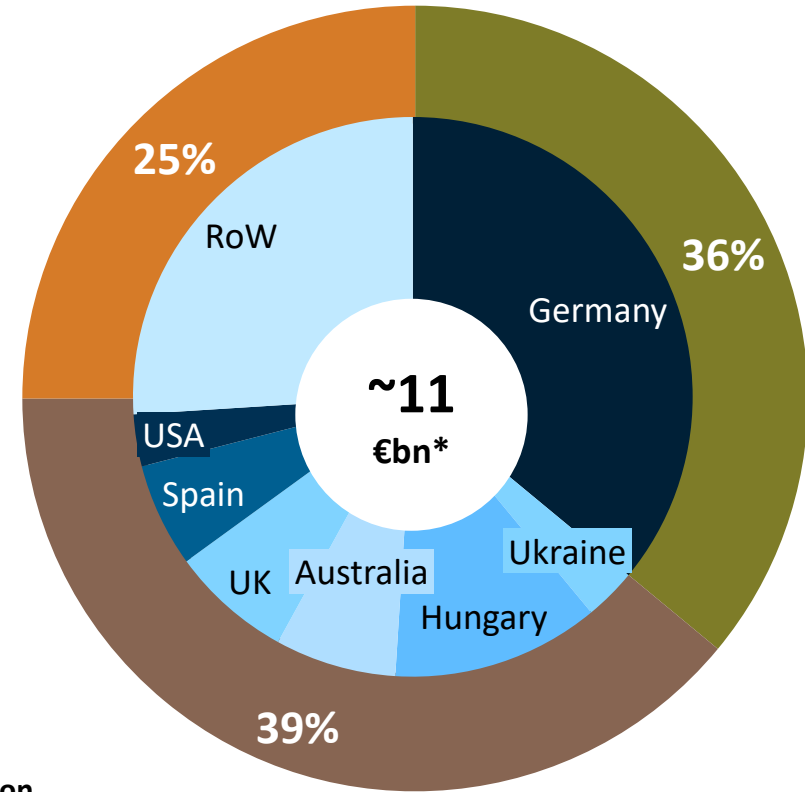
Internationalization of the defence business continues



2023



- Weapon and Ammunition
- Vehicle Systems
- Electronic Solutions



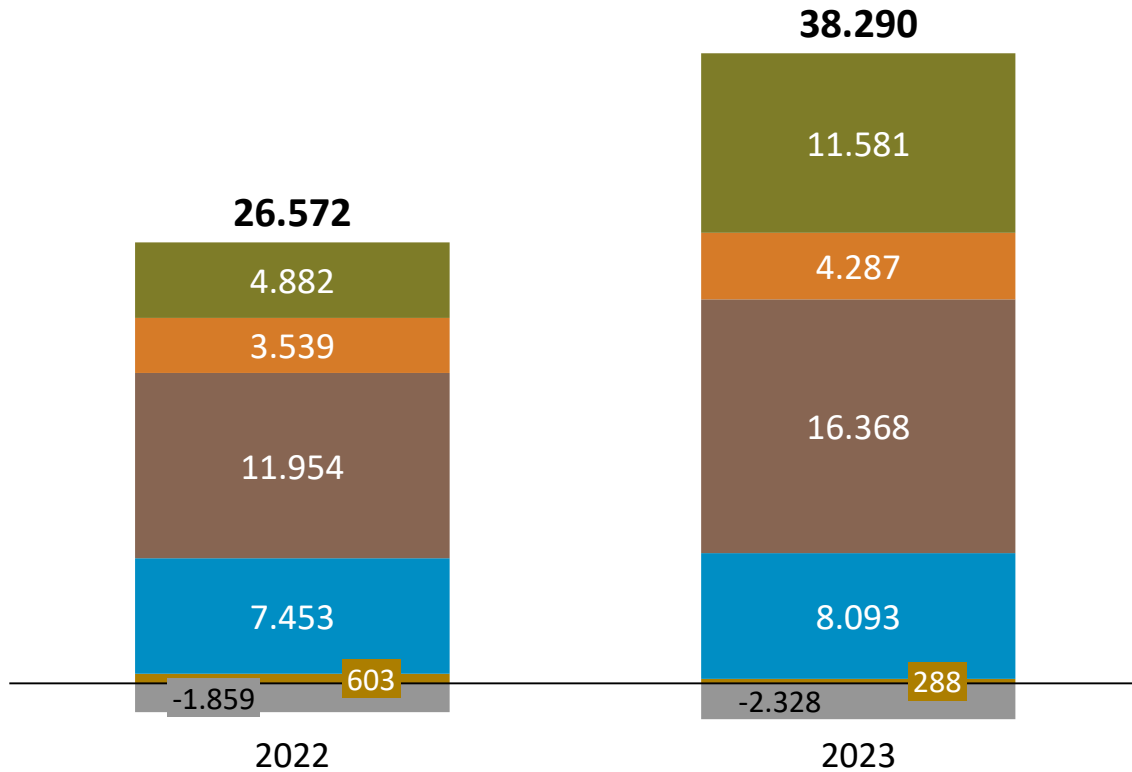
2026e

Outlook

Backlog coverage in 2024 provides high confidence

RHM backlog by segments

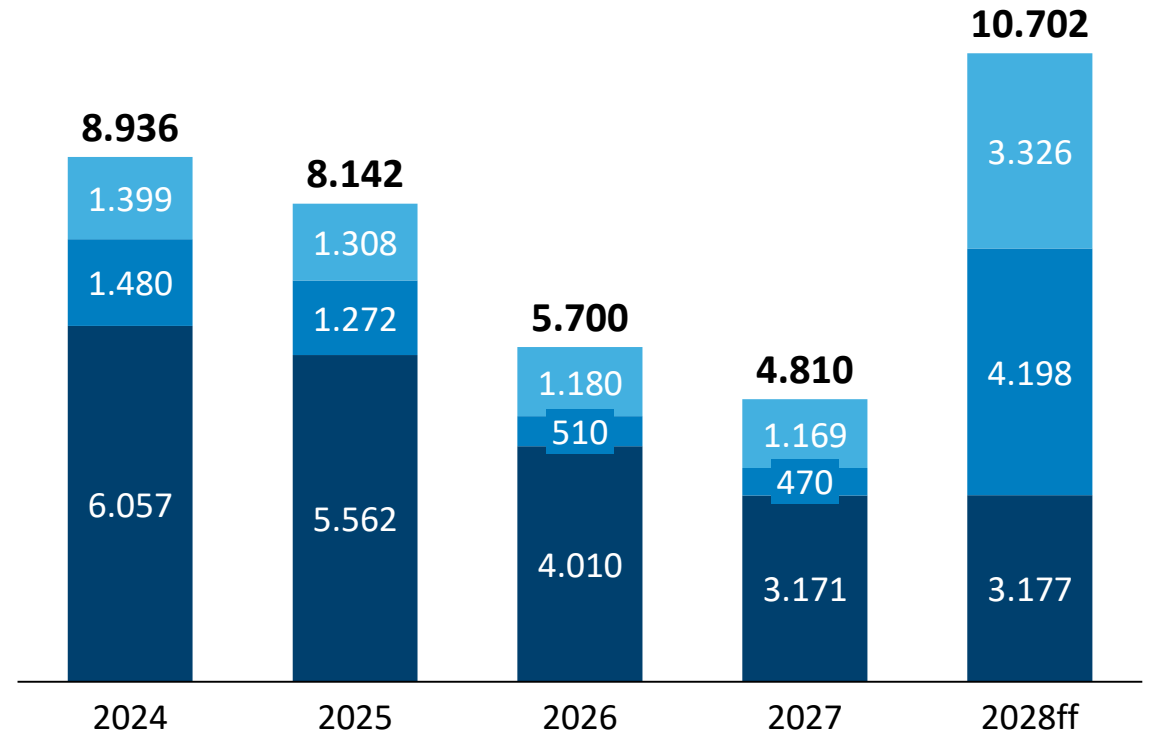
in €m



W+A ES VS S+A M+T ND/C

RHM backlog coverage

in €m



Order Backlog Frame Backlog Nominated Backlog

Outlook

Group - forecast business performance in 2024

		2024	2023
Sales			
Group	€ million	sales growth to around €10 bn	7,176
Vehicle Systems	€ million	sales growth 45% to 50%	2,609
Weapon and Amunition	€ million	sales growth 55% to 65%	1,756
Electronic Solutions	€ million	sales growth 30% to 35%	1,318
Power Systems ¹		sales growth to around 5%	2,059
Operating result margin			
Group	%	operating result margin 14% to 15%	12.8
Vehicle Systems	%	operating result margin 12% to 13%	12.4
Weapon and Amunition	%	operating result margin 25% to 26%	23.0
Electronic Solutions	%	operating result margin 12% to 13%	11.4
Power Systems ¹		operating result margin around 7%	6.8
OFCF (in relation to operating result)			
Group	%	cash conversion rate around 40%	38.8

¹ Pro forma: New Power Systems segment from 1 January 2024, in which the former Sensors and Actuators (S+A) and Materials and Trade (M+T) segments were combined)

Next events and IR contacts

Financial calendar and next events



Documents



Click or scan

IR Contacts

Dirk Winkels, Head of Investor Relations
Tel: +49 162 2688921
Email: dirk.winkels@rheinmetall.com

Anika Marker, Investor Relations Manager
Tel: +49 171 4174060
Email: anika.marker@rheinmetall.com

Carl-Philip Schniewind, Investor Relations Manager
Tel: +49 175 2453310
Email: carl-philip.schniewind@rheinmetall.com

Rosalinde Schulte, Investor Relations Assistant
Tel: +49 211 4734718
Email: rosalinde.schulte@rheinmetall.com

Content

1	Rheinmetall at a glance	
2	Market & Drivers	7
3	Four segments under one roof	42
4	Financials	51
5	Outlook	58
6	Appendix	65

Key Figures

		2023	2022	2021	2020 ¹	2019
SALES/EARNINGS						
Sales	€ million	7,176	6,410	5,658	5,405	6,255
Of which generated abroad	%	76.0	70.5	65.9	64.4	68.9
Operating result ^{3, 6}	€ million	918	769	594	446	505
Operating margin ⁶	%	12.8	12.0	10.5	8.3	8.1
EBIT pre PPA	€ million	968	747	-	-	-
EBIT ⁶	€ million	897	738	608	398	512
EBIT margin ⁶	%	12.5	11.5	10.8	7.4	8.2
EBT ⁶	€ million	815	718	582	367	477
Earnings from continuing operations ⁶	€ million	630	534	432	284	-
Earnings from discontinued operations ⁶	€ million	(44)	6	(100)	(283)	-
Earnings after taxes ⁶	€ million	586	540	332	1	354
Return on capital employed (ROCE) ^{4, 6}	%	19.9	21.4	19.5	11.8	15.4
CASH FLOW						
Cash flow from operating activities	€ million	743	174	690	453	602
Cash flow from investments	€ million	(398)	(349)	(271)	(237)	(288)
Operating free cash flow	€ million	344	(175)	419	217	314
Of which continuing operations ⁶	€ million	356	(151)	458	230	-
Of which discontinued operations ⁶	€ million	(12)	(24)	(38)	(13)	-
STATEMENT OF FINANCIAL POSITION (12/31)						
Equity ⁶	€ million	3,643	3,090	2,620	2,053	2,272
Total assets ⁶	€ million	11,707	8,096	7,734	7,267	7,415
Equity ratio ⁶	%	31.1	38.2	33.9	28.2	30.6
Cash and cash equivalents	€ million	850	545	1,039	1,027	920
Total assets less cash and cash equivalents ⁶	€ million	10,858	7,551	6,695	6,240	6,496
Net financial debt (-)/Net liquidity (+) ⁵	€ million	(1,063)	(426)	118	4	(52)
HUMAN RESOURCES (FTE 12/31)						
Germany	FTE	13,449	12,768	11,979	11,592	11,587
Foreign	FTE	14,606	12,718	11,966	11,675	12,193
Rheinmetall Group	FTE	28,054	25,486	23,945	23,268	23,780
Of which continuing operations	FTE	24,753	21,788	20,185	19,500	-
Of which discontinued operations	FTE	3,301	3,697	3,760	3,768	-

1 The previous year's figures for the comparative period 2020 have been restated accordingly, applying IFRS 5

2 Carrying amounts adjusted due to the change in measurement of operating land

3 The definition of the key financial management indicator operating result was adjusted retrospectively in the third quarter of 2023. The figure for the previous year 2022 was also adjusted accordingly.

4 EBIT/average capital employed. The prior-year figure for 2021 has been adjusted to reflect the new calculation methodology.

5 Financial liabilities less cash and cash equivalents

6 The figures for the previous year 2022 were restated as a result of the amended schedule for the disposal of and the retrospective at-equity valuation of the investment in Shriram Pistons & Rings Ltd.

Balance Sheet

€ million	12/31/2023	12/31/2022
Assets		
Goodwill	1,125	483
Other intangible assets	952	338
Right-of-use assets	271	209
Property, plant and equipment	1,370	1,137
Investment property	22	24
Investments accounted for using the equity method ¹	373	442
Other non-current assets	339	187
Deferred taxes	164	98
Non-current assets ¹	4,615	2,918
Inventories	3,244	1,976
Contract assets	516	362
Trade receivables	2,021	1,548
Other current assets	251	242
Income tax receivables	13	23
Securities held for trade	-	132
Cash and cash equivalents	850	545
Assets held for sale ¹	196	349
Current assets ¹	7,092	5,178
Total assets¹	11,707	8,096

€ million	12/31/2023	12/31/2022
Equity and liabilities		
Share capital	112	112
Capital reserves	676	566
Retained earnings ¹	2,533	2,147
Treasury shares	(5)	(6)
Rheinmetall AG shareholders' equity ¹	3,316	2,819
Non-controlling interests	327	271
Equity ¹	3,643	3,090
Provisions for pensions and similar obligations	562	484
Other non-current provisions	230	205
Non-current financial debts	1,503	517
Other non-current liabilities	51	56
Deferred taxes	260	78
Non-current liabilities	2,605	1,341
Other current provisions	690	674
Current financial debts	410	454
Contract liabilities	2,594	1,120
Trade liabilities	1,222	931
Other current liabilities	274	200
Income tax liabilities	108	67
Liabilities directly associated with assets held for sale	161	220
Current liabilities	5,459	3,665
Total equity and liabilities¹	11,707	8,096

Income Statement

Income statement of the Rheinmetall Group for fiscal 2023

€ million	2023	2022
Sales	7,176	6,410
Changes in inventories and work performed by the enterprise and capitalized	696	153
Total operating performance	7,872	6,563
Other operating income	153	221
Cost of materials	3,935	3,183
Personnel costs	2,047	1,836
Amortization, depreciation and impairment	308	249
Other operating expenses	889	768
Result from investments accounted for using the equity method ¹	57	39
Other financial result	(6)	(48)
Earnings before interest and taxes (EBIT) ¹	897	738
Interest income	29	12
Interest expenses	111	32
Earnings before taxes (EBT) ¹	815	718
Income taxes	(185)	(183)
Earnings from continuing operations ¹	630	534
Earnings from discontinued operations	(44)	6
Earnings after taxes ¹	586	540
Of which:		
<i>Non-controlling interests</i>	51	66
<i>Rheinmetall AG shareholders¹</i>	535	474
Basic earnings per share ¹	€ 12.32	€ 10.94
Basic earnings per share from continuing operations ¹	€ 13.34	€ 10.80
Basic earnings per share from discontinued operations ¹	€ (1.02)	€ 0.14
Diluted earnings per share ¹	€ 12.07	€ 10.94
Diluted earnings per share from continuing operations ¹	€ 13.02	€ 10.80
Diluted earnings per share from discontinued operations ¹	€ (0.95)	€ 0.14

Cashflow statement

Statement of cash flows of Rheinmetall Group for fiscal 2023

€ million	2023	2022			
Earnings after taxes ¹	586	540	Dividends paid out by Rheinmetall AG	(187)	(143)
Amortization/depreciation/impairment of property, plant and equipment, intangible assets and investment property	308	249	Other profit distributions	(3)	(6)
Impairment/reversal of impairment of non-current assets of discontinued operations ¹	63	13	Increase in shares in consolidated subsidiaries	21	1
Allocation of CTA assets to secure pension and partial retirement obligations	(20)	(62)	Borrowing of other financial debts	279	249
Proceeds from reimbursements of pension payments made from CTA assets	8	-	Repayment of other financial debts	(357)	(232)
Other changes in pension provisions	(48)	(18)	Cash inflows from the issuance of convertible bonds - Addition to equity	113	-
Income/expenses from disposals of non-current assets	(59)	(5)	Cash inflows from the issuance of convertible bonds - Fair value financial liability	887	-
Changes in other provisions	29	(9)	Transaction costs for the issuance of convertible bonds	(7)	-
Changes in working capital	(217)	(507)	Cash flow from financing activities	746	(131)
Changes in receivables, liabilities (without financial debt) and prepaid & deferred items	39	(39)	Of which continuing operations	721	(65)
Pro rata income/loss from investments accounted for using the equity method ¹	(4)	(39)	Of which discontinued operations	26	(66)
Dividends received from investments accounted for using the equity method	29	17	Changes in cash and cash equivalents	314	(491)
Other non-cash expenses and income	28	33	Changes in cash and cash equivalents due to exchange rates	(9)	1
Cash flow from operating activities²	743	174	Total change in cash and cash equivalents	305	(490)
Of which continuing operations	740	175	Opening cash and cash equivalents January 1	568	1,058
Of which discontinued operations	3	(1)	Closing cash and cash equivalents December 31	873	568
Investments in property, plant and equipment, intangible assets and investment property	(398)	(349)	Closing cash and cash equivalents December 31 from discontinued operations	23	23
Cash inflows/outflows from the disposal of property, plant and equipment, intangible assets and investment property	2	19	Cash and cash equivalents as per consolidated statement of financial position December 31	850	545
Cash inflows from disinvestments in consolidated companies and financial assets	155	2			
Cash inflows/outflows for investments in consolidated companies and financial assets	(1,064)	(205)			
Cash in-/outflows from/for securities held for trade	130	-			
Cash flow from investing activities	(1,175)	(534)			
Of which continuing operations	(1,224)	(512)			
Of which discontinued operations	49	(22)			

Derivation of diluted earnings per share

Derivation of diluted earnings per share

	Continuing Operations	Discontinued Operations	2023	Continuing Operations	Discontinued Operations	2022
Earnings after taxes in € million - Rheinmetall AG shareholders¹	579	(44)	535	468	6	474
Adjustment for interest expense in respect of the convertible bond in € million	35	-	35	-	-	-
Tax effects on the adjustment for interest expense in respect of the convertible bond and on the effect on personnel expenses in € million	(10)	-	(10)	-	-	-
Diluted earnings after taxes in € million - Rheinmetall AG shareholders¹	603	(44)	559	468	6	474
Weighted number of shares in millions - basic	43.41			43.36		
Effect from the potential conversion of the convertible bond in millions	2.93			-		
Weighted number of shares in millions - diluted	46.34			43.36		
Basic earnings per share¹	€ 13.34	€ (1.02)	€ 12.32	€ 10.80	€ 0.14	€ 10.94
Diluted earnings per share¹	€ 13.02	€ (0.95)	€ 12.07	€ 10.80	€ 0.14	€ 10.94

¹The figures for the previous year were restated as a result of the amended schedule for the disposal of and the retrospective at-equity valuation of the investment in Shriram Pistons & Rings Ltd.

Disclaimer

This presentation contains “forward-looking statements” within the meaning of the US Private Securities Litigation Reform Act of 1995 with respect to Rheinmetall’s financial condition, results of operations and businesses and certain of Rheinmetall’s plans and objectives. These forward-looking statements reflect the current views of Rheinmetall’s management with respect to future events.

In particular, such forward-looking statements include the financial guidance contained in the outlook.

Forward-looking statements are sometimes, but not always, identified by their use of a date in the future or such words as “will”, “anticipates”, “aims”, “could”, “may”, “should”, “expects”, “believes”, “intends”, “plans” or “targets”. By their nature, forward-looking statements are inherently predictive, speculative and involve risk and uncertainty because they relate to events and depend on circumstances that will occur in the future. There are a number of factors that could cause actual results and developments to differ materially from those expressed or implied by these forward-looking statements. In particular, such factors may have a material adverse effect on the costs and revenue development of Rheinmetall. Further, the economic downturn in Rheinmetall’s markets, and changes in interest and currency exchange rates, may also have an impact on Rheinmetall’s business development and the availability of financing on favorable conditions. The factors that could affect Rheinmetall’s future financial results are discussed more fully in Rheinmetall’s most recent annual and quarterly reports which can be found on its website at www.rheinmetall.com.

All written or oral forward-looking statements attributable to Rheinmetall or any group company of Rheinmetall or any persons acting on their behalf contained in or made in connection with this presentation are expressly qualified in their entirety by factors of the kind referred to above. No assurances can be given that the forward-looking statements in this presentation will be realized. Except as otherwise stated herein and as may be required to comply with applicable law and regulations, Rheinmetall does not intend to update these forward-looking statements and does not undertake any obligation to do so.

This presentation does not constitute an offering of securities or otherwise constitute an invitation or inducement to any person to underwrite, subscribe for or otherwise acquire or dispose of securities in Rheinmetall AG or any of its direct or indirect subsidiaries.

Rheinmetall AG and its affiliates are neither associated with nor provide any support to American Depositary Receipts programs (ADR) or comparable offerings or investment schemes related to shares in Rheinmetall AG in the United States of America or any other jurisdiction. Therefore, neither Rheinmetall AG nor any of its affiliates has and or will accept any responsibility or liability whatsoever in relation to such ADR programs or comparable investment schemes.

Please note that all figures in this presentation have been rounded on a standalone basis. This can result in minor differences when adding figures together or calculating % shares.

TAKING RESPONSIBILITY IN A CHANGING WORLD